



HAL
open science

Bringing traits back into the equation: A roadmap to understand species redistribution

Lise Comte, Romain Bertrand, Sarah Diamond, Lesley Lancaster, Malin Pinsky, Brett Scheffers, J. Alex Baecher, R. Bandara, I-ching Chen, Jake Lawlor, et al.

► To cite this version:

Lise Comte, Romain Bertrand, Sarah Diamond, Lesley Lancaster, Malin Pinsky, et al.. Bringing traits back into the equation: A roadmap to understand species redistribution. *Global Change Biology*, 2024, 30 (4), 10.1111/gcb.17271 . hal-04546169

HAL Id: hal-04546169

<https://u-picardie.hal.science/hal-04546169v1>

Submitted on 9 Oct 2024

HAL is a multi-disciplinary open access archive for the deposit and dissemination of scientific research documents, whether they are published or not. The documents may come from teaching and research institutions in France or abroad, or from public or private research centers.

L'archive ouverte pluridisciplinaire **HAL**, est destinée au dépôt et à la diffusion de documents scientifiques de niveau recherche, publiés ou non, émanant des établissements d'enseignement et de recherche français ou étrangers, des laboratoires publics ou privés.

OPINION

Bringing traits back into the equation: A roadmap to understand species redistribution

Lise Comte^{1,2}  | Romain Bertrand³  | Sarah Diamond⁴  | Lesley T. Lancaster⁵  | Malin L. Pinsky^{6,7}  | Brett R. Scheffers⁸  | J. Alex Baecher⁹  | R. M. W. J. Bandara⁶  | I-Ching Chen¹⁰  | Jake A. Lawlor¹¹  | Nikki A. Moore¹¹  | Brunno F. Oliveira¹²  | Jerome Murienne³  | Jonathan Rolland³  | Madeleine A. Rubenstein¹³  | Jennifer Sunday¹¹  | Laura M. Thompson^{13,14}  | Fabricio Villalobos¹⁵  | Sarah R. Weiskopf¹³  | Jonathan Lenoir¹⁶ 

Correspondence

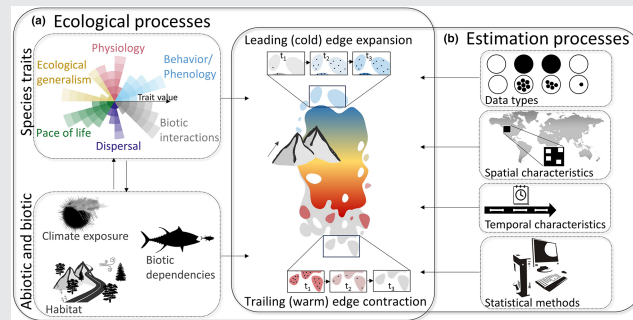
Lise Comte, Conservation Science Partners, Inc., Truckee, CA 96161, USA.
Email: lcomte@gmail.com

Funding information

Office Français de la Biodiversité (OFB); Fondation pour la Recherche sur la Biodiversité (FRB); Ministère de la Transition Écologique (MTE)

Graphical Abstract

The contents of this page will be used as part of the graphical abstract of html only. It will not be published as part of main article.



In this opinion piece, we explore under which circumstances species traits are expected to explain the rates and directions of species redistributions in response to climate change and discuss how future trait-based approaches may benefit from fully embracing the complexity of species range shifts. We provide a set of considerations that we hope will help identify the underlying drivers of species range shifts and develop effective strategies that support biodiversity conservation under climate change.

OPINION

Bringing traits back into the equation: A roadmap to understand species redistribution

Lise Comte^{1,2}  | Romain Bertrand³  | Sarah Diamond⁴  | Lesley T. Lancaster⁵  |
 Malin L. Pinsky^{6,7}  | Brett R. Scheffers⁸  | J. Alex Baecher⁹  | R. M. W. J. Bandara⁶  |
 I-Ching Chen¹⁰  | Jake A. Lawlor¹¹  | Nikki A. Moore¹¹  | Bruno F. Oliveira¹²  |
 Jerome Murienne³  | Jonathan Rolland³  | Madeleine A. Rubenstein¹³  |
 Jennifer Sunday¹¹  | Laura M. Thompson^{13,14}  | Fabricio Villalobos¹⁵  |
 Sarah R. Weiskopf¹³  | Jonathan Lenoir¹⁶ 

Correspondence

Lise Comte, Conservation Science
Partners, Inc., Truckee, CA 96161, USA.
Email: lsgcomte@gmail.com

Funding information

Office Français de la Biodiversité
(OFB); Fondation pour la Recherche sur
la Biodiversité (FRB); Ministère de la
Transition Écologique (MTE)

Abstract

Ecological and evolutionary theories have proposed that species traits should be important in mediating species responses to contemporary climate change; yet, empirical evidence has so far provided mixed evidence for the role of behavioral, life history, or ecological characteristics in facilitating or hindering species range shifts. As such, the utility of trait-based approaches to predict species redistribution under climate change has been called into question. We develop the perspective, supported by evidence, that trait variation, if used carefully can have high potential utility, but that past analyses have in many cases failed to identify an explanatory value for traits by not fully embracing the complexity of species range shifts. First, we discuss the relevant theory linking species traits to range shift processes at the leading (expansion) and trailing (contraction) edges of species distributions and highlight the need to clarify the mechanistic basis of trait-based approaches. Second, we provide a brief overview of range shift–trait studies and identify new opportunities for trait integration that consider range-specific processes and intraspecific variability. Third, we explore the circumstances under which environmental and biotic context dependencies are likely to affect our ability to identify the contribution of species traits to range shift processes. Finally, we propose that revealing the role of traits in shaping species redistribution may likely require accounting for methodological variation arising from the range shift estimation process as well as addressing existing functional, geographical, and phylogenetic biases. We provide a series of considerations for more effectively integrating traits as well as extrinsic and methodological factors into species redistribution research. Together, these analytical approaches promise stronger mechanistic and predictive understanding that can help society mitigate and adapt to the effects of climate change on biodiversity.

KEYWORDS

climate change, leading edge, mechanism, population dynamics, research bias, species range shift, trailing edge, trait-based approach

1 | INTRODUCTION

Contemporary climate change has triggered the largest redistribution of life on Earth in the last tens of thousands of years (Chen et al., 2011; Lenoir et al., 2020; Parmesan, 2006). Yet, attributing the variation observed among species range shifts to specific mechanisms governing these range shift processes remains unresolved. Paralleling the rise of trait-based approaches to understand community assembly (McGill et al., 2006; Violle et al., 2007), the last two decades have witnessed increased interest in the role of species traits—namely the behavioral, morphological, physiological, or life history properties of organisms—in mediating species redistribution (Estrada et al., 2016; Madsen-Hepp et al., 2023; Miller et al., 2023; Williams et al., 2008). Theory suggests that various (and often different) traits can explain range shift processes at the leading (i.e., expanding) and trailing (i.e., contracting) edges of species distributions, thus providing testable hypotheses to understand causal mechanisms (e.g., Bates et al., 2014; Buckley & Kingsolver, 2012; Thurman et al., 2020). Uncovering relationships between species' traits and range dynamics may also allow for the identification of priority species and guide adaptive management strategies under climate change (Beever et al., 2016; Foden et al., 2019).

Although there are case studies successfully linking species traits to species range shifts (e.g., warming tolerance and life history strategy for freshwater fishes: Comte et al., 2014; life forms and elevation ranges for plants: Lenoir et al., 2008; resource capture in plants: Madsen-Hepp et al., 2023; dispersal capacity in butterflies: Pöyry et al., 2009; mobility and range size in marine species: Sunday et al., 2015), other studies have found poor (Moritz et al., 2008; Pinsky et al., 2013) or counterintuitive (Tingley et al., 2012) associations. Hence, syntheses and meta-analyses tend to show weak or inconsistent effects of species traits on interspecific variation in rates of range shifts (Angert et al., 2011; MacLean & Beissinger, 2017). Do these discrepancies between theory and empirical evidence suggest that trait-based approaches are not generalizable across species? Or, alternatively, have we as a research field been missing subtleties in trait–environment relationships (i.e., ecological processes) or not appropriately accounting for methodological factors (i.e., estimation processes) that affect detection and attribution of range shifts?

Here, we propose that integrative approaches accounting for both ecological and estimation processes are needed to fully understand range shift–trait associations (Box 1). First, we provide a brief synthesis of the relevant theories and empirical studies linking species traits to contemporary range shifts. Next, supported by simulations, we discuss the extent to which range shift–trait associations are mediated by abiotic and biotic factors, thereby blurring the perceived predictive power of traits. Finally, we explore the influence of methodology and research biases (i.e., functional, geographical, and

phylogenetic) on our ability to understand range shifts. We conclude that it is premature to discard trait-based approaches for having low utility in species redistribution research. Rather, we posit that improved analytical approaches show substantial promise for combining traits with environmental and methodological data to accurately predict ongoing and future range shifts.

2 | ASSESS THE MECHANISTIC BASIS OF TRAITS

Trait-based approaches offer clear conceptual foundations to understand the mechanisms underlying species range shifts (Box 2; Table 1). However, some major challenges remain for trait-based approaches to fulfill their potential. Among them, we first identify the need to clarify the mechanistic basis of the set of species range shift–trait associations in view of relevant ecological and evolutionary theories.

2.1 | Account for interrelationships among traits

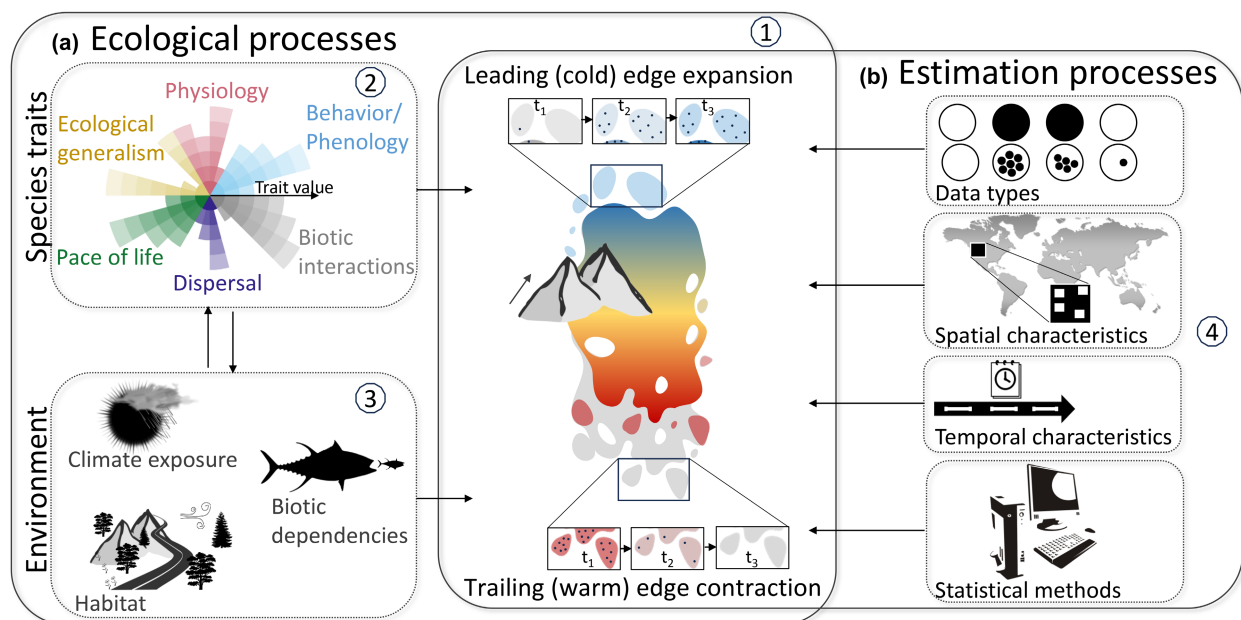
Traits reflect complex patterns of co-adaptation, allocation trade-offs, and by-products of selection—the so-called trait syndromes (Mauro & Ghalambor, 2020; Salguero-Gómez et al., 2016; Stevens et al., 2014)—such that covariations among traits can obscure the mechanisms underlying climate-induced range shifts. For example, body size is viewed as a master trait or the ‘Swiss army knife’ trait that is integrative of a large number of physiological, life history, and behavioral processes (Box 3; Figure 2). Therefore, even if body size can be an efficient predictor of range shifts, it provides only weak mechanistic understanding owing to trait covariations (Visakorpi et al., 2023), especially as these trait syndromes may be inconsistent across taxonomic groups. For example, small-bodied species are usually associated with higher fecundity and shorter generation time among terrestrial animals (*r*-strategists) but not necessarily among aquatic animals (Winemiller & Rose, 1992). Trophic position increases with body size in fishes but not in mammals (Romanuk et al., 2011; Tucker & Rogers, 2014), and plants and animals appear to achieve demographic resilience through different combinations of life history traits (Capdevila et al., 2022). In this context, when pooling all taxonomic groups together, it is not entirely surprising that conflicting relationships between range shifts and these traits are frequently reported, sometimes in opposition with prevailing hypotheses (MacLean & Beissinger, 2017).

These results caution against using a single trait to clarify the mechanisms of range shifts, especially across diverse taxonomic groups. Instead, detailed hypotheses and methods about range

BOX 1 Embracing the complexity of species range shifts

Documented range shifts (i.e., general directions and speed of species range shifts) are typically estimated at the *leading edge* of species distribution (expanding or cold edge), usually located at high latitude, high elevation on land or at deeper depths in the oceans in the context of current climate warming, and at the *trailing edge* of species distribution (contracting or warm edge), usually located at low latitude, low elevation on land or at shallower depths in the oceans (Figure 1). These documented range shifts at the cold (e.g., upper elevation) and warm (e.g., lower elevation) edges along spatial gradients are frequently equated to the dynamics of range expansion and contraction, although we note that each edge can either expand or contract.

Documented range shifts are underpinned by complex ecological processes, among which species' traits are expected to be key—but not the sole—underlying drivers. Here, we define a trait as any intrinsic morphological, physiological, or phenological feature measurable at the individual level that influences species ecological performance, without consideration to the extrinsic environment or other levels of biological organization (Violle et al., 2007). It follows that the ecological processes underlying range shifts are likely to arise from the interaction between species' traits (or the set of intrinsic factors such as thermal tolerance and dispersal ability) and



- ① Develop strong a priori hypotheses and account for trait (co)variations
→ *What are the expectations regarding the range shift-trait relationships (shape and direction)?*
- ② Identify new opportunities for trait integration
→ *Are the key mechanisms captured by the available traits?*
- ③ Account for abiotic and biotic context dependencies
→ *Is the influence of species traits likely to vary according to the local environmental context?*
- ④ Account for estimation processes & research biases
→ *How do the underlying datasets and statistical methods influence the detected range shifts and ability to detect range shift-trait associations?*

FIGURE 1 Set of factors and interactions that may influence the documented patterns of range shifts and suggested steps to model range shift-trait associations. Documented patterns of range shifts at the trailing (i.e., range contraction) and leading (i.e., range expansion) edges of species distributions are typically documented in response to anthropogenic climate change along spatial gradients such as latitude, elevation (on land), and depth (in the oceans), and reflect both (a) the ecological processes (left panel) and the (b) estimation processes (right panel), which involve a set of intrinsic, extrinsic, and methodological factors (see Box 1). Ecological processes may involve complex interaction terms between species traits and the environmental context such that it suggests complex abiotic or biotic context dependencies. Numbers illustrate a set of suggestions to improve our ability to decipher the mechanisms of range shifts.

BOX 1 (Continued)

its abiotic and biotic environmental context (or set of extrinsic factors such as climate change exposure, biotic dependencies, and habitat characteristics).

The documented range shifts are additionally influenced by the estimation processes, as the direction and speed of species range shifts cannot be observed directly but instead are dependent on the set of methodological factors used, including the underlying data types (e.g., species abundance, presence-absence), spatial (e.g., grain and extent), and temporal (e.g., number of time periods) resolution of available datasets, and the statistical methods (e.g., quantile regression, species distribution models). Given the variation caused by circumstances of individual shifts and the methods used to detect them, analytical methods that consider both are necessary for properly attributing range shifts to associated mechanisms when synthesizing data across studies. We note that species traits (and to some extent the set of extrinsic factors) are also prone to measurement errors and are themselves dependent on the estimation process such as the inclusion of intraspecific variability, or choice of the upper endpoint of the thermal performance curve (e.g., lethality vs. loss of motor control), among others.

shift-trait associations must be specified. First, it is important to implement a systematic and ecologically defensible approach of trait selection with clear links to range shift processes. Second, formal tests of hypotheses would benefit from being developed within a methodological framework addressing the interrelationships among traits. For example, advanced multivariate regression techniques (e.g., partial least square regression, geographically weighted regression, hierarchical partitioning, and structural equation modeling) lend themselves to understanding the complex relationships among a (very) large number of traits and their effects on ecological processes that can also take latent and non-stationary variables into consideration (Carrascal et al., 2009; Graham, 2003), thus providing useful tools to identify the potential mechanisms underlying range shifts (e.g., Bertrand, 2019; Bertrand et al., 2016; Pöyry et al., 2009).

2.2 | Test stage-specific range shift-trait associations

Range shifts are by essence temporally dynamic and can be conceptualized as consecutive but interrelated stages, composed at the trailing edge of (i) decline in performance, (ii) population decrease, and (iii) local extirpation, while at the leading edge, it can be composed of (i) dispersal (including both passive and decision-mediated active dispersal), (ii) population growth, and (iii) persistence (Bates et al., 2014; Estrada et al., 2016). This suggests that developing and testing stage-specific range shift-trait association expectations could improve our ability to develop a mechanistic understanding of the drivers of range shifts that explicitly consider both the spatial and temporal components of range shift processes. For instance, different facets of ecological generalism or specialism may capture different stages of the range shift process, which may lead to conflicting hypotheses (and weak cross-study inferences) if the temporal dynamic of the range shift is ignored. Ecological generalism is often correlated with range size, and thus expected to be intrinsically linked with the evolution of dispersal ability over long timescales (Alzate & Onstein, 2022; Lancaster, 2022). Conversely,

specialist species may have evolved better habitat-selection abilities (Jacob et al., 2018) and may therefore better track climatic conditions over short timescales; a hypothesis that has recently gained traction in contemporary climate-driven range shifting moths, butterflies, and birds at their leading edge (Hällfors et al., 2023). On examining coral-reef fish species, Monaco et al. (2020) also demonstrated that dispersal capacity contributed to range expansions only in the dispersal stage of redistribution [stage (i) above], whereas resource-use breadth was more important during the growth and establishment stages [stages (ii) and (iii) above]. As such, thermal specialists may display a higher dispersal propensity but being a generalist along other niche dimensions (e.g., tolerance to drought or generalist diet) may still be expected to facilitate dispersal and successful establishment. Understanding range shifts through the lens of traits might therefore benefit from looking at how traits act sequentially along the range shift pathway, and potentially interact beyond what might be expected from their additive effects (e.g., 'extinction-promoting traits'; Davies et al., 2004).

2.3 | Consider nonlinear range shift-trait associations

Finally, it is important to note that many associations between traits and ecological processes are intrinsically nonlinear. In the context of species redistribution, the unimodal allometric scaling of dispersal and maximum speed with body size (Hirt et al., 2017; Stevens et al., 2014) or the fact that even species with moderate dispersal abilities may be able to keep up with the velocity of isotherm shifts (Schloss et al., 2012; Urban et al., 2013) could translate into an asymptotic relationship between range expansion and body size. Likewise, given that the thresholds leading to extirpations are not expected to be reached for all species (e.g., Pinsky et al., 2019), range contractions might only be expected when temperatures greatly exceed thermal tolerance limits. Yet, hitherto, most studies have used linear responses to capture relationships between range shifts and species traits. Using models carefully informed by theory may

BOX 2 Theoretical expectations for range shift-trait associations

Physiology: From a fundamental point of view, species distribution limits and responses to climate change chiefly depend on the thermal (and other climate) sensitivity of species physiological performance as well as the level and temporal patterns of exposure, which together affect population persistence at the trailing edge and opportunities for leading edge expansion (Angilletta et al., 2003; Huey et al., 2012; Kingsolver et al., 2013) (Table 1). To buffer themselves against sublethal or lethal thermal stress, organisms have evolved strategies enabling them to adjust physiological responses over the short to long term (days to years). Examples include active transpiration in plants (De Frenne et al., 2021) and thermal acclimation in ectotherms (Gunderson & Stillman, 2015; Seebacher et al., 2015; Weaving et al., 2022). Evolution of physiological traits such as heat or cold tolerance can also facilitate expansion or slow down contraction (Martin et al., 2023), but these effects are unlikely to be universal. Physiological plasticity can initially facilitate entry into and persistence within novel environments but can impede long-term evolutionary adaptation when it acts in the same direction as selection (e.g., Leonard & Lancaster, 2020).

Behavior and phenology: Behavioral thermoregulation in mobile ectotherms allows individuals to exploit local heterogeneity in microclimates by shifting the time (e.g., diurnal, circadian cycles) and place (e.g., burrowing, nesting) of activity (Kearney et al., 2009; Sunday et al., 2014), which may slow range contraction at the trailing edge (Table 1). Likewise, in endotherms, behaviors such as torpor and hibernation can allow regulation of body temperature to survive adverse conditions (Geiser & Turbill, 2009). Phenological adjustments can also hinder range contractions by enabling plants and animals to track climatic changes in time (instead of space) via shifts in seasonal life history events (e.g., emergence, development, and reproduction), as well as promote range expansion at their leading edge by improving survival after establishment (Socolar et al., 2017; Vitasse et al., 2021; Zettlemoyer & Peterson, 2021).



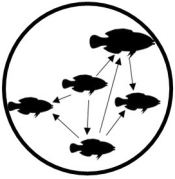



Biotic interactions: Species can be indirectly affected by climate change through altered biotic interactions, as mediated through their traits (Gunderson et al., 2017; Schleuning et al., 2020; Urban et al., 2013) (Table 1). For instance, species engaged in highly specialized interactions (e.g., for reproduction via pollinator dependency, for dispersal through zoochory) may be more sensitive due to mismatches in climatic sensitivities or dispersal ability with their obligate species. These indirect sensitivities can precipitate range contraction or slow range expansion (Cahill et al., 2013; Gilman et al., 2010; Schleuning et al., 2020). Conversely, better competitors may be less susceptible to biotic resistance from recipient communities at their leading edges (wherein the resident communities exert negative effects on the range shifting species, usually through predation or competition) and also less susceptible to competitive exclusion at their trailing edges, including from novel range shifting competitors (Alexander et al., 2015; Sanczuk et al., 2022).

Dispersal: As climate change opens new suitable habitats, dispersal is expected to be a key mechanism by which species track climate shifts through space, especially at the leading edge (Corlett & Westcott, 2013; Schloss et al., 2012) (Table 1). For instance, movement costs for active dispersers can be lower in large-bodied species with enhanced locomotion efficiency, species displaying specific dispersal structures (e.g., wing size in insects and birds or aspect ratio of the caudal fin in fish), species with better navigational skills, or species displaying collective dispersal behaviors (Berdahl et al., 2018; Sambilay, 1990; Stevens et al., 2014). Among passive dispersers, investment in seed dispersal structures or longer duration of dispersal phase also leads to greater dispersal opportunities (Thomson et al., 2018). In addition, human-mediated dispersal (i.e., species translocation and assisted migration in general) may play a key role in facilitating range expansions of species of commercial or recreational interest (e.g., Alofs et al., 2014).

Pace of life: Fast life history attributes can confer a higher demographic potential to rapidly establish new founding populations at the leading edge (Table 1). High propagule pressure (i.e., the number and frequency of dispersing individuals) reduces the effects of genetic, environmental, and demographic stochasticity, and high population growth rates reduce genetic bottlenecks and Allee effects that may precipitate extinction in small populations (Roman & Darling, 2007; Taylor & Hastings, 2005). Higher fecundity and shorter generation times are also expected to promote faster demographic compensation and shorter recovery times after mortality events (Capdevila et al., 2022), and thus slow down range contractions at the trailing edge in the short term. Nonetheless, demographic collapses and range contractions may be slower to detect in long-lived species, where older individuals may be indicative of past conditions (extinction debt; Boisvert-Marsh et al., 2014; Pacifici et al., 2017), resulting in a negative association between range shifts and lifespan.

Ecological generalism: Ecological generalism is expected to allow propagules to establish faster and farther at expanding limits and further improve persistence after dispersal due to the wider diversity of environments tolerated (Stevens et al., 2014) (Table 1). For example, tolerance to light availability toward high latitudes and oxygen depletion toward high elevations (Jacobsen, 2020; Ljungström et al., 2021; Spence & Tingley, 2020) or acclimation to hypoxia in aquatic systems (Souchet et al., 2020; Storz et al., 2010) may be particularly important to enable climate-induced range expansions. Species that display a greater potential for cognitive or behavioral flexibility may also be able to better cope with changing environmental conditions through local shifts in microhabitat or diet, resulting in slower trailing edge contractions ("cognitive buffer hypothesis"; Baldwin et al., 2022).

TABLE 1 Mechanisms by which species traits are expected to mediate range shifts and selected trait examples.

Category of mechanism	Trait	Example (expressed rel. to higher values of each trait)	Temperature-driven range shift-trait expectation	Moderators of traits (plasticity and evolutionary potential)
Physiology 	High-temperature physiology	Heat tolerance (as compared to experienced temperature)	Hinders TE contraction (decrease sensitivity to heat waves)	<i>Thermal plasticity and niche shifts</i> Cold/heat tolerance acclimation; facilitates LE expansion and hinders TE contraction (lower sensitivity to temperature fluctuations)
Behavior and phenology 	Behavioral thermoregulation Types of phenological cues as information of future climates	Selection of shaded microhabitats Whether organisms use temperature or light as a phenological cue	Hinders TE contraction (avoids overheating) Facilitates LE expansion (temperature-dependence of cues enable faster phenological responsiveness)	<i>Phenological plasticity</i> Shift in emergence timing; hinders LE expansion and TE contraction (tracks shifting climate conditions in time) or facilitates LE expansion (improves fitness in new environments)
Biotic interactions 	Interaction specialization Competitive ability	Resource-use breadth Resource exploitation capacity	Facilitates LE expansion (facilitates en route fueling and establishment in new communities) and hinders TE contraction driven by indirect biotic effects (by enabling food switching) Facilitates LE expansion (reduces biotic resistance) and hinders TE contraction (if competition is or become the dominant factor)	<i>Morphological plasticity</i> Induction of morphological defenses; facilitates LE expansion (protection from novel predators)
Dispersal 	Dispersal mode Migratory tendency	Whether organisms disperse via: passive, crawling, swimming, or flying mode Whether organisms are: resident, irregular migrant, regular migrant	Facilitates LE expansion (higher dispersal distances) Facilitates LE expansion (better navigatory skills)	<i>Evolution of dispersal capability</i> Increase in maximum dispersal distance; facilitates LE expansion (via spatial sorting of alleles during range expansion and release from intraspecific competition)
Pace of life 	Life history	Life history components (age at maturity, fecundity, generation time, longevity) capturing slower to faster pace of life	Facilitates LE expansion (more propagule production events and numbers in fast-lived species). Either hinders (higher demographic compensation and shorter recovery times in fast-lived species) or facilitate (extinction debt paid faster in short-lived species) TE contraction	<i>Developmental plasticity</i> Development time; facilitates LE expansion (longer development times improves fecundity)
Ecological generalism 	Abiotic niche breadth Cognitive flexibility	Degree of tolerance to a diversity of abiotic factors (pH, O ₂ , drought, light) Relative brain size	Facilitate LE expansion (larger range of environments tolerated during dispersal and establishment) Hinders TE contraction (adjust behavior to changing conditions)	<i>Physiological plasticity</i> Drought acclimation; Hinders TE contraction (lower sensitivity to drought)

Note: Multiple traits influence species distribution limits and range dynamics in response to climate change. Species-level traits can be organized into major categories of mechanisms that may vary in their degree of intraspecific variation expressed in nature. Furthermore, traits exhibit varying degrees of phenotypic plasticity or additive genetic variation upon which selection can act to compensate for the effects of environmental change (as exemplified in the “Moderator of traits” column). The directionality of the expected range shift-trait relationship is given with respect to high trait values but opposite effects can be expected for lower trait values. See [Box 2](#).

Abbreviations: LE, leading edge; TE, trailing edge.

BOX 3 Body size, the Swiss army knife of all traits

Being both large and small can confer various—albeit sometimes opposite—benefits in the context of species redistribution (Figure 2). Large-bodied species often display higher dispersal capacities ('allometric scaling of dispersal'; Stevens et al., 2014) and greater competitive abilities (Goldberg, 1996), while small-bodied species often display higher fecundity and shorter generation times ('fast species'; Capdevila et al., 2022)—attributes that are all expected to promote range expansion at the leading (cold) edge under environmental change. Large-bodied species can persist longer after habitat quality change due to their longer longevity ('extinction debt'; Boisvert-Marsh et al., 2014), and small-bodied species typically display a lower sensitivity to heat that likely arises from metabolic constraints (Peralta-Maraver & Rezende, 2021) and higher opportunities for behavioral thermoregulation (von May et al., 2019) as well as wider range of microclimatic refugia use (Pincebourde et al., 2021)—attributes that are all expected to hinder contraction at the trailing (warm) edge under environmental change.

therefore represent new opportunities to reveal the contribution of species traits to range shifts (Beissinger & Riddell, 2021; Stenseth & Mysterud, 2002).

3 | ASSESS OPPORTUNITIES FOR NEW TRAIT INTEGRATION

The complexity of the mechanisms underlying range shifts is reflected by the wide suite of traits that have been used and tested in cross-species comparisons of range shifts (Figure 3). Still, this synthesis of the species' range shift–trait associations also reveals opportunities for new trait integration that would support a more mechanistic understanding of the drivers of range shifts.

3.1 | Integrate traits that capture the mechanisms of range shifts

Although in some circumstances, the same suite of traits may be useful to predict both range contractions and expansions (although often in the opposite direction), the assumption that range expansions and contractions are simply the two sides of the same coin is likely to be an oversimplification (Table 1). Yet, many of the same traits have been used with the same frequency in range shift–trait studies, irrespective of the range position (trailing edge, centre, or leading edge; Box 2; Table 1). For example, studies remain dominated by traits related to range size, habitat specialization, and preference,

whose underlying mechanisms might be sometimes difficult to interpret (as discussed above for body size; Box 3). In comparison, behavioral and physiological traits have been less explored. This reflects the scarcity of databases compiling organismal traits (measured on individuals) over distribution-based traits (estimated from species distributions) and highlights opportunities for new trait integration as data on physiological, dispersal, and behavioral traits become increasingly available (e.g., Bennett et al., 2018; Herberstein et al., 2022; Lososová et al., 2023). This coupled with new methodological approaches for trait imputation to fill in data gaps (e.g., Thorson et al., 2023), as well as transcriptome databases to detect significant gene–trait associations (e.g., Primmer et al., 2013), may help researchers to integrate traits that have been less explored but that are more likely to capture the mechanisms underlying range shifts.

Because of the scarcity of trait data, studies also often used markedly different proxies or estimates per trait, which may make findings on the importance of traits incomparable across studies. For instance, habitat breadth has been estimated using many different indices, including the number of habitat types (e.g., Powney et al., 2015), the coefficient of variation across habitat classes (e.g., Platts et al., 2019), and multivariate indices based on continuous environmental gradients (e.g., Comte et al., 2014). Yet, it is unclear whether these indices, estimated from a variety of variables and across different spatial resolutions, are inter-comparable and approximate the same hypothesized process, which makes it difficult to draw generalizations across systems and studies, either qualitatively or quantitatively through meta-analysis. Furthermore, most studies conduct cross-species comparisons using only adult traits, despite the fact that traits can vary across a species' lifespan and life history stages (e.g., ontogenetic niche shifts); this in turn can have direct consequences on our ability to test the role of traits. For example, the fact that thermal tolerances and plasticity can vary through ontogeny (e.g., plants: Caron et al., 2021; fishes: Dahlke et al., 2020; insects: Weaving et al., 2022) suggests that traits measured on non-adult life stages may be complementary and thus necessary to explain the rates of species redistribution. Likewise, traits can vary across species ranges for a variety of reasons (e.g., predation risk can alter the temperature dependence of life history traits: Lühring et al., 2018), and trailing edge populations that are often small and isolated often display unique intraspecific phenotypic adaptations to local conditions that can increase their resilience to climate change (Hampe & Petit, 2005). Linking range shifts to traits measured at specific range positions represents a promising path of inquiry. Although widely available and easier-to-get traits may prove sufficient for certain conservation applications (Gallagher et al., 2021), supporting a more mechanistic and predictive science of range shifts will likely require spending more time on difficult-to-get and time-consuming traits, including renewed considerations for cross-studies standardization and incorporation of intraspecific variability (e.g., across life stages or at different range positions). We do not suggest that there is a dichotomy between “bad” and “good” traits but rather that trait selection must be informed by strong a priori

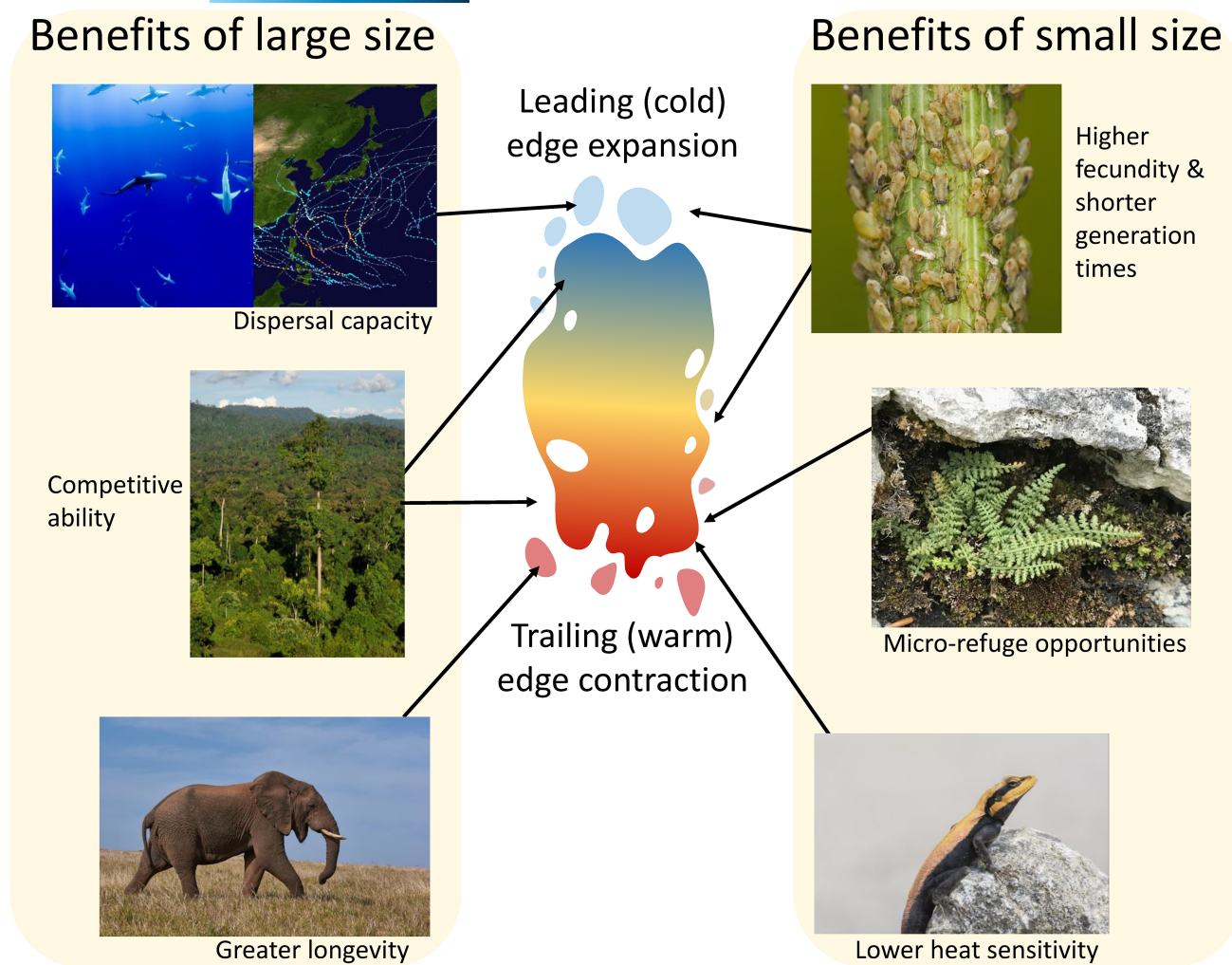


FIGURE 2 Benefits of large versus small body size in the context of climate change-related range shifts. See [Box 3](#) for more context and [Table S1](#) for image attribution.

hypotheses based on the taxonomic and geographic scope of the study and the subsequent analytical framework developed using informed models accounting for (co)variation among traits.

3.2 | Consider evolutionary potential alongside traits

An additional consideration is that species trait means and variances are not fixed but instead can change through evolutionary adaptation (Diamond, 2018; Donelson et al., 2019; Hoffmann & Sgrò, 2011). While recognizing that evolutionary potential can hardly be classified as a “trait,” by facilitating adaptive responses to climate change, trait evolution can strongly influence species' range shifts and could thus be more often considered alongside traits. A classic example is the evolution of dispersal ability at expanding range limits due to spatial sorting of the most dispersive individuals (Phillips et al., 2008; Travis et al., 2013). Climatic niche shifts have also been documented during range expansion, which may explain why some species have shifted faster than expected (Lustenhouwer & Parker, 2022). Providing accurate estimates

of evolutionary potential remains challenging (Forester et al., 2022; Hoffmann & Sgrò, 2011), particularly as many factors such as population size, phenotypic plasticity, life history traits, genetic correlations, or spatial connectivity may either facilitate or hinder evolutionary responses to selection (Martin et al., 2023). Genetic diversity indices (e.g., allelic richness, heterozygosity) and effective population size or genetic markers identified through genotype–environment associations or adaptive landscape modeling may be effective proxies for evolutionary potential, but are difficult to gather across multiple taxa and at large spatial extents (Capblancq et al., 2020; Hoban et al., 2022; Razgour et al., 2019; see also Thompson et al., 2023). A complementary approach is to assess the degree to which species niches and underlying traits are conserved through evolutionary time (Bennett et al., 2021; Diamond, 2018; Lavergne et al., 2013). While macroecological approaches may not provide great precision, they could nonetheless help in providing a benchmark to estimate evolutionary potential (Diniz-Filho et al., 2019). Testing whether lineages that have experienced faster niche evolution in the past display a higher potential for evolutionary rescue that prevents range contraction in response to contemporary selective pressures remains an exciting and under-explored research question.

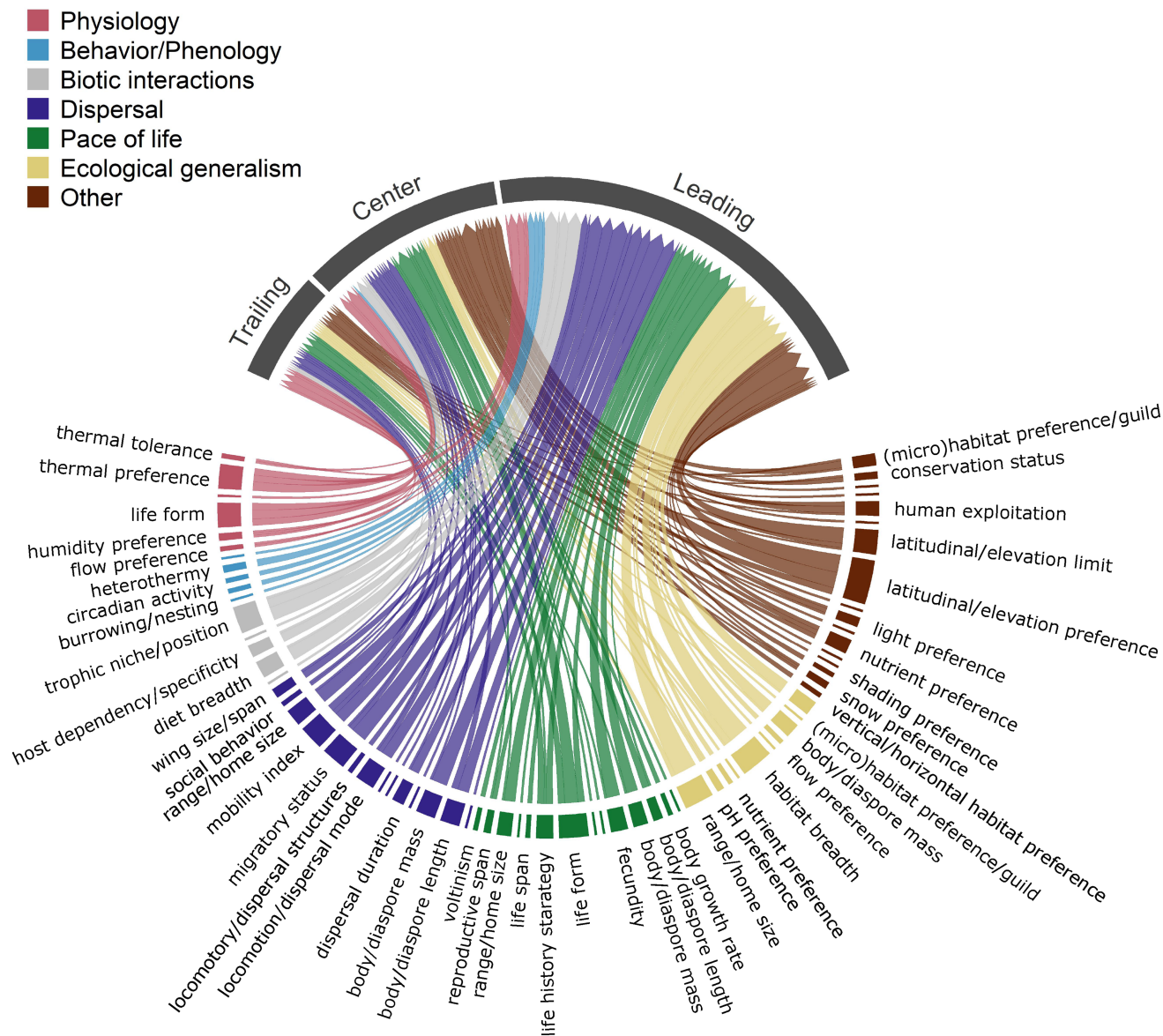


FIGURE 3 Synthesis of the scientific literature testing for relationships between traits and range shifts. Traits (bottom) that have been used in the scientific literature to explain the documented patterns and rates of species redistribution at different range parameters (top) ($N_{\text{articles}}=44$; $N_{\text{species}}=9788$). Traits have been coded into different subcategories and classified (colors) based on the hypothesized mechanisms that were studied (Table 1). The category “Other” indicates traits used to capture the effect of extrinsic factors (e.g., exposure to climate change or other drivers of change) or unclear mechanisms. The thickness of the arrows denotes the number of studies that tested a particular link, where one trait can appear more than once (for clarity only traits that have been reported in more than one study are labeled). The list of scientific publications was identified based on the literature review performed by Beissinger and Ridell (2021) and MacLean and Beissinger (2017). Only quantitative shifts at the species-level were kept for this figure (i.e., range expansion or contraction at the leading and trailing edges or center of the distribution). See Appendix S1 for plots pertaining to kingdoms (plants vs. animals) and realms (marine, terrestrial, freshwater).

4 | ASSESS THE ENVIRONMENTAL CONTEXT OF TRAITS

To illuminate the role of species traits in explaining range shifts, it is important to recognize that range shifts result from complex interactions between species' intrinsic features and the abiotic and biotic context in which these shifts occur. It follows that examining *solely* species traits (even if these traits have a strong mechanistic basis and fine resolution) may fail at uncovering the mechanisms at play, particularly

in cross-study comparisons where climate change exposure, habitat characteristics, and biotic dependencies can drastically vary.

4.1 | Account for interactions between traits and climate exposure

One obvious extrinsic factor likely to influence species' range shift-trait associations is climate exposure. At the simplest level,

without any changes in climatic conditions, species would not be expected to show any range shifts despite displaying very different traits; conversely, if climate exposure varied across regions or time periods of study, climate exposure alone could cause high variation in range shifts, over and above the influence of species traits. More complex interactions between species traits and climate exposure are also likely to arise, yet they have not received the same level of attention compared with the individual effects of climate change exposure or species traits. For instance, using a process-based model to simulate, under a set of different climate change scenarios, the redistribution of virtual animal species with different dispersal abilities and lifespans (simRShift; see Appendix S2; Bertrand, 2012), we show that the velocity of range shifts at the trailing and leading edges are, at first glance, poorly correlated with species traits (Figure 4a,b). Indeed, lifespan and dispersal abilities alone explain 7.5% and 33.8%, respectively, of the simulated range shifts at the trailing and leading edges. However, once we illuminate the plots with information on the velocity at which isotherms are shifting (expressed in terms of shifts in mean annual temperature along a hypothetical latitudinal gradient), interactions between climate change exposure and species traits appear (Figure 4c,d). Accounting for these trait–environmental change interactions drastically increases the explanatory power of traits (up to 99.5%; Figure 4e,f). Consistent with theoretical expectations (Table 1), we found that species with short lifespans and high dispersal abilities shift their distribution limits faster at the trailing and leading edges, respectively, and especially so when the exposure to climate change is higher. At the trailing edge, the velocity of range contraction is negatively associated with lifespan and displays an interaction with climate velocity, such that range contractions are hastened when lifespan is short and climate exposure is high, indicating that climate impacts are more readily detectable in short-lived species (Figure 4c). At the leading edge, the velocity of range expansion is positively associated with maximum dispersal distance through an asymptotic relationship whose initial slope (at small dispersal distances) is steeper when the velocity of isotherm shifts increases, indicating that the expansion process is likely limited by dispersal ability (Figure 4d).

Interestingly, even if the individual effects of species traits can be weaker predictors of species range shifts than the individual effect of isotherm shift velocity, it is the interaction effect that captures most of the observed variation in species range shifts. Empirical studies in marine systems, where climate velocities are up to seven times higher than on land and where ocean currents strongly influence redistribution, also suggest that traits may be comparatively less important than extrinsic factors to explain variation in biotic velocity among species (García Molinos et al., 2022; Pinsky et al., 2013). Nonetheless, in accordance with our simulations, Sunday et al. (2015) demonstrated that considering the interactions between climate exposure and species traits (including mobility) more than doubled the percentage of explained variance in range expansion of marine fish and invertebrate species compared with a model accounting only for climate expectations.

Hence, incorporating these complex interactions may help reveal the contributions of species traits to explain the observed variation in range shift patterns, particularly when the trait effect is weaker (e.g., such as when considering the effect of lifespan alone on range contraction). Obviously, species climatic niches are by essence multidimensional and considering only changes in temperature might also misrepresent range shift expectations (Tingley et al., 2012). Similarly, accounting for extreme events in addition to long-term climatic changes (e.g., heat waves as opposed to mean annual temperature trends) may better capture climate exposure and subsequent impacts on the distribution of populations and species (Auth et al., 2018). In this context, considering multiple climate axes simultaneously (Crimmins et al., 2011; Dobrowski et al., 2013), using model-based bioclimatic velocities (VanDerWal et al., 2013) or accounting for both climatic presses and pulses (Harris et al., 2018) could help refine range shift expectations based on the multifaceted effects of climate change, thereby providing a stronger conceptual framework to understand the contribution of species traits to range shifts.

4.2 | Account for interactions between traits and other abiotic and biotic dependencies

Beyond climate exposure, a myriad of abiotic and biotic factors can influence the ability of species to track shifting climate conditions at a variety of temporal and spatial scales, as mediated through their traits. Although these environmental context dependencies must be considered on a case-by-case basis, here we discuss a few examples to illustrate the importance of considering environment–trait interactions to explain variability in species range shifts. Habitats differ in terms of spatio-temporal heterogeneity and human pressures, which will determine opportunities for dispersal and persistence under climate change (Pinsky et al., 2022). These variations in habitat characteristics may explain the faster rates of redistribution in the ocean than on land (Lenoir et al., 2020), but the importance of habitat characteristics to range shift processes will ultimately depend on the interactions with species traits. On land, landscape fragmentation (both natural and anthropogenic) is likely to represent a major constraint on species redistribution but its influence is expected to vary with species-specific habitat requirements, such that habitat generalists may be less constrained by habitat availability than more specialized species (Platts et al., 2019). In the ocean, the opportunities offered by habitat verticality in 3-D habitats can mediate the rate of latitudinal range shifts by allowing species to locally exploit deeper ocean layers (Brito-Morales et al., 2020), yet the rates of depth shifts likely depend on both the niche characteristics and fishing pressure exerted on the shifting species (Dahms & Killen, 2023).

Biotic factors of the environment may also affect the associations between species traits and range shifts. For example, in polyphagous insects, the ability to exploit alternative hosts may confer a survivorship advantage and decrease contraction at the trailing edge, but these benefits rely upon host plant availability now and

in the future (Hellmann, 2002). Conversely, although in general, the higher mobility of animals compared with plants a priori suggests that plants should not be limited by dispersal limitations of their animal vectors to keep up with climate change at their leading edge, defaunation of seed-dispersing birds and mammals may drastically reduce the ability of plants to shift their ranges (Fricke et al., 2022). These environmental dependencies highlight the importance of examining realized as opposed to fundamental range shift capacity when testing the relationships between species traits and range shifts through trait–environment interactions to capture the extent to which extrinsic factors constrain the expression of the intrinsic determinants of the range shifts processes (Beever et al., 2016). The characteristics of the range shifting species with respect to the recipient communities can also influence range expansions via biotic resistance and ecological niche opportunities as in the case of biological invasions (Shea & Chesson, 2002), although such hypotheses have so far received mixed support (Alexander et al., 2015; Miller et al., 2023). There is still much to be learned by developing a trait-based framework that explicitly considers the biotic community context (Gilman et al., 2010; Lavergne et al., 2010; Schleuning et al., 2020), as well as capitalizing on the decades-old field of invasion biology to better apprehend the mechanisms underlying range shifts (Pauchard et al., 2016; Wallingford et al., 2020).

5 | ASSESS THE EFFECTS OF THE ESTIMATION PROCESS AND RESEARCH BIASES

The methods used to document range shifts influence the range shift estimates and our ability to detect meaningful relationships with species traits (Brown et al., 2016; Dahms & Killen, 2023; Lenoir et al., 2020). Similarly, research biases may not only result in an incomplete picture of which species and areas are vulnerable to climate change but also alter our comprehension of the underlying drivers of range shifts (Feeley et al., 2017; Lenoir et al., 2020).

5.1 | Account for methodological differences in cross-study comparisons

The distribution and abundance patterns of species within their range limits are not static but fluctuate due to demographic and environmental variability and can result in gaps and fragmented areas, particularly at range limits (Brown et al., 1996; Hampe & Petit, 2005). Estimating species range shifts, especially at the edges, may thus be particularly sensitive to the sampling method, number and consistency of studied locations, temporal coverage, spatial grain, as well as the analytical methods used (Loehle, 2020; Shoo et al., 2006). Noteworthy, beyond the noise introduced by the different methods used in the scientific literature, the traits and the estimation process can interact. For instance, species detectability can vary as a function of species morphological and behavioral characteristics (e.g.,

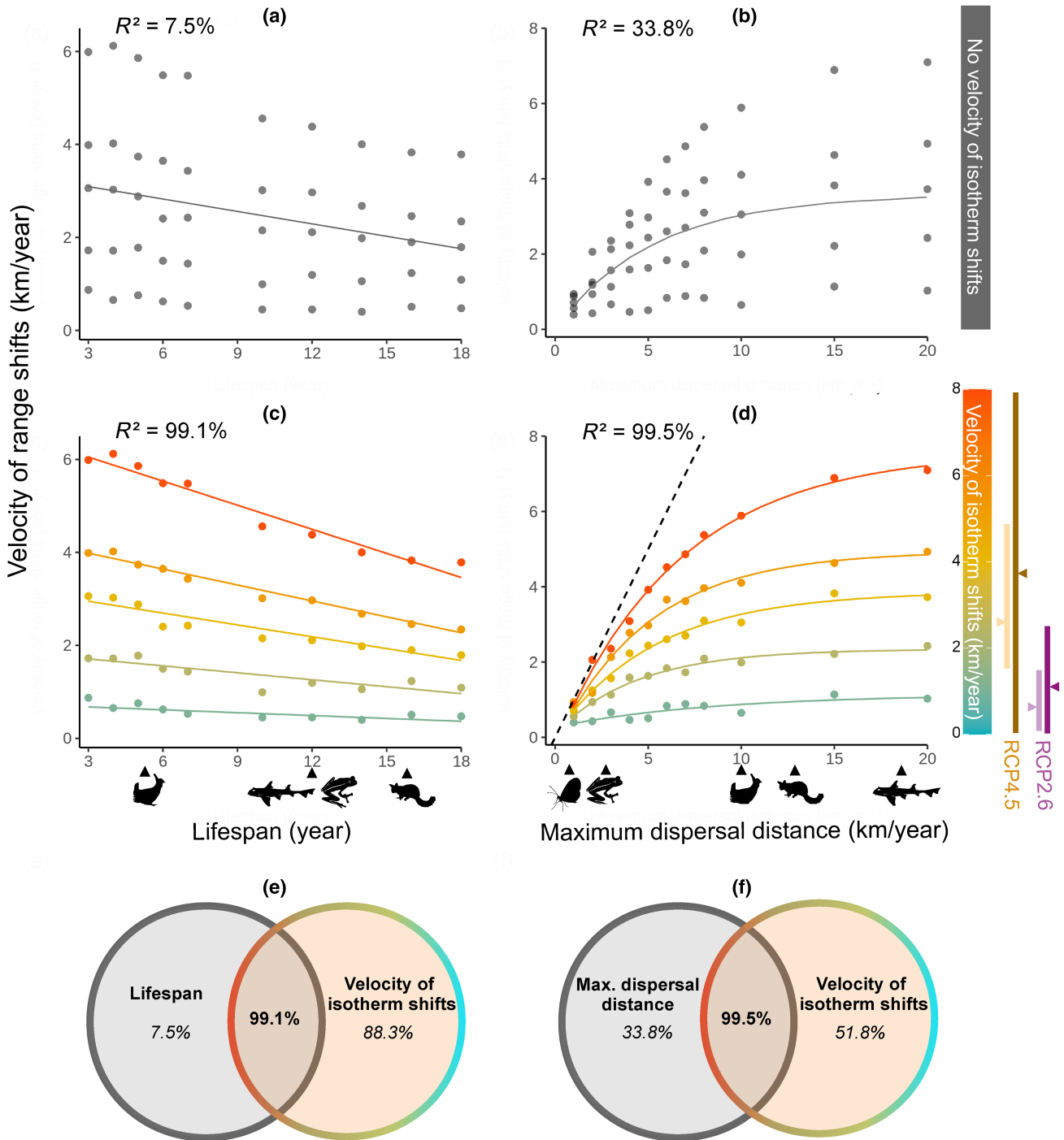
Sólymos et al., 2018), and the influence of the temporal resolution on perceived range shifts will likely depend on the pace of life of the organisms under study. Therefore, carefully accounting for methodological differences in cross-studies comparisons could improve our ability to detect ecologically meaningful relationships with species traits and thus our power to explain species redistribution.

5.2 | Reduce functional biases in species redistribution research

Biases with respect to the trait coverage of the species for which range shifts have been documented may also lead to misrepresentations of the strength and direction of the relationships between range shifts and species traits, particularly if these relationships are nonlinear (“functional biases”; Figure 5a–c). Yet, a comparison of the degree of morphological trait space covered by BioShifts, a range shift database compiled from the scientific literature (Comte et al., 2020), for two widely studied taxonomic groups—birds and fishes—suggests that these functional biases are prevalent (Figure 5d,e). For instance, among terrestrial birds, range shift detections of functionally unique species such as flightless (e.g., ostrich, emu, and kiwi) or lightweight (e.g., hummingbirds) birds remain understudied. Similarly, a bias against small-bodied fishes displaying a high caudal peduncle depth is evident in both marine and freshwater species, with these attributes being strongly related to swimming ability (Fisher & Hogan, 2007; Radinger & Wolter, 2014). Although the consequences of these functional biases on our ability to detect meaningful relationships between range shifts and species traits remain to be formally investigated, to fully understand range shift processes, both functionally common and unique species would benefit from being studied in a shared framework. Functional uniqueness can represent adaptations to specific environmental conditions (e.g., reduced physical capacity for dispersal for flightless birds on islands due to the island syndrome; Wright et al., 2016), distinct alternative phenotypic adaptations to the same environmental challenges (e.g., active dispersal vs. in situ drought resistance forms in aquatic invertebrates; Osakabe et al., 2014) or competition-driven specialization (e.g., morphological and foraging microhabitat specialization in coral reef fishes; Brandl et al., 2015), and may thus hold key insights to contextualize the functions and evolutionary trajectories of trait syndromes (Munoz et al., 2023), including in the context of species redistribution.

5.3 | Leverage differences across a variety of taxa and regions

In addition, geographic and phylogenetic biases in research effort may impair our ability to comprehend the importance of the intrinsic and extrinsic factors relevant to range shifts (Feeley et al., 2017; Lenoir et al., 2020). Overrepresentation of temperate



species may, for instance, underestimate the vulnerability of tropical species that display particular combinations of behavioral and physiological adaptations, such as narrower thermal tolerances and lower dispersal abilities (Feeley et al., 2017; Tewksbury et al., 2008). Indeed, from an evolutionary perspective, climatic variations (from long-term geological to annual seasonality or daily fluctuations) in the tropics are very different from the ones in the temperate zone or at higher latitudes, with important

implications for shaping the current distribution, traits, and genetic diversity of species and populations (De Kort et al., 2021; Hampe & Petit, 2005). These variations can influence their sensitivity and adaptive capacity to climate change (Chan et al., 2016; Steele et al., 2019). These types of bias call for more balanced comparative approaches across the tree of life and globe, leveraging differences across a variety of taxa and regions (including less researched taxa and areas as well as between mainland and

FIGURE 4 Revealing the explanatory power of species traits on the velocity of range shifts through interaction effects between species traits and climate exposure: (a, c, e) trailing edge contraction and (b, d, f) leading edge expansion. Dots in panels (a–d) are the outputs of a process-based model used to simulate the distribution of virtual animal species defined by different combinations of lifespan [x-axis in panels (a, c)] and maximal dispersal distance [x-axis in panels (b, d)] under different climate warming scenarios. The curves in panels (a, b) are from models fitted between the velocity of range shifts (i.e., the response variable) and species traits (lifespan or dispersal ability) without considering the velocity of isotherm shifts, while in panels (c, d) they are from models that consider the interaction between species traits and the velocity of isotherm shifts. The color scale in panels (c, d) indicates the velocity of isotherm shifts used in the simulations, with the vertical colored bars next to it illustrating the range of climate velocities reported for different climate change Representative Concentration Pathways (purple: RCP 2.6 and brown: RCP 4.5) in the marine (light colors) and terrestrial (dark colors) realms, where the triangles indicate the median values (according to Asamoah et al., 2021; Brito-Morales et al., 2020; Trisos et al., 2018). The animal silhouettes in panels (c, d) illustrate examples of lifespans (AnAge database: De Magalhães & Costa, 2009) and maximum dispersal distances (butterfly: Sekar, 2012, frog: Smith & Green, 2005, common brushtail possum, horn shark and pinnated grouse: Jenkins et al., 2007) reported in the scientific literature. Panels (e, f) show Venn diagrams decomposing the proportion of explained variance (R^2) between the single and interactive effects of species traits and the velocity of isotherm shifts on the velocity of range shifts.

islands), to better tease apart the relative contribution of intrinsic species traits and extrinsic factors to explain species redistribution (Pinsky et al., 2022). Recognizing that all the challenges cannot all be resolved at once, we also emphasize the opportunities for carefully targeted laboratory and mesocosm studies that can more directly focus on the mechanisms at play and improve our ability to tease apart the environmental context dependencies of range shift–trait associations (e.g., Luhring et al., 2018).

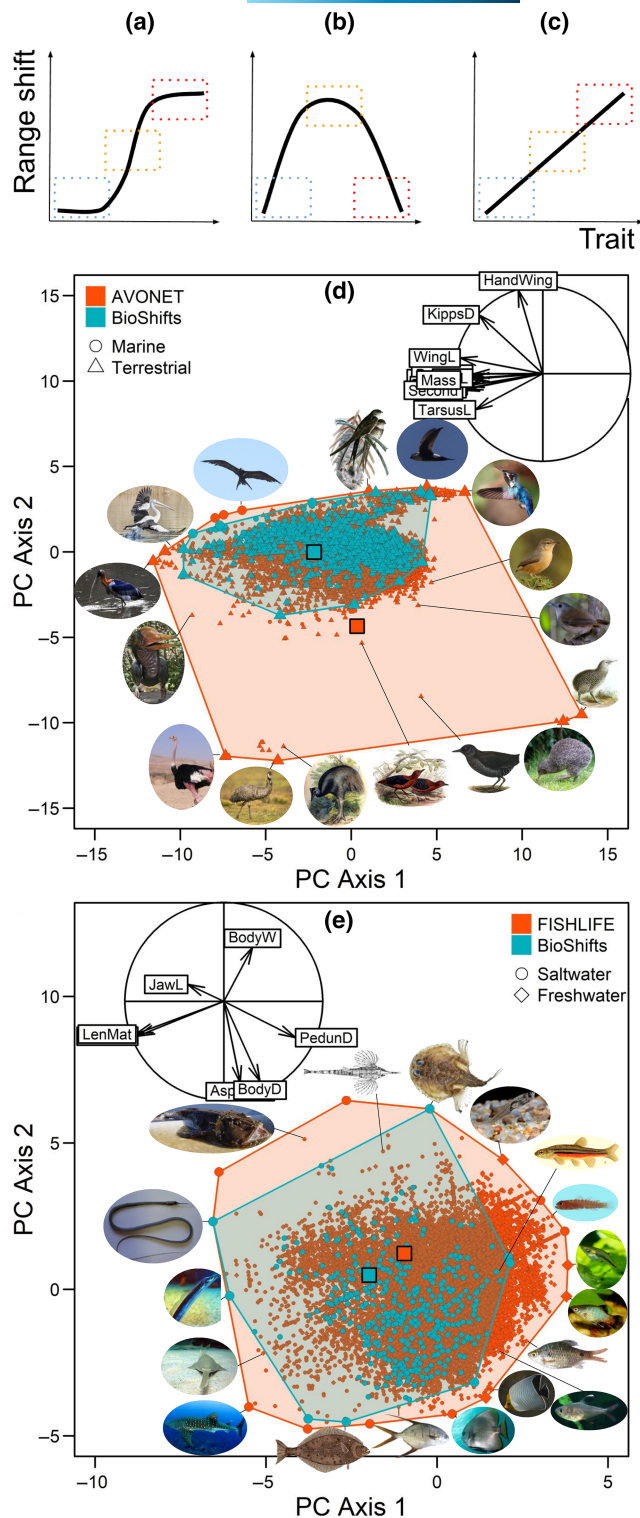
6 | A PATH TO MOVE FORWARD

As the scientific community grapples to understand the mechanisms behind range shift variability, we demonstrate that the increasing availability of organismal trait databases together with fine scale environmental data can pave the way for new insights into climate-related range shifts. To support this endeavor, we identified a set of four key considerations for future species range shift–trait studies.

- *Clarifying the mechanistic basis of trait-based approaches:* Traits selected based on theory-driven links to range limit-specific shifts (e.g., Visakorpi et al., 2023) as opposed to traits with vague or conflicting connections with range shifts have more potential to resolve the underlying mechanisms of range shifts. As the field of species redistribution research matures, opportunities emerge to refine our conceptualization of the range shift processes for example by exploring the stage-dependent processes during range expansions and contractions (e.g., Monaco et al., 2020). If appropriate, the methodology should be suitable for syndrome-based hypothesis testing (e.g., using partial least squares regression; Carrascal et al., 2009) and be adapted to account for potential nonlinear responses (Stenseth & Mysterud, 2002).
- *Fill gaps in trait databases for key categories:* The most important traits to explain species responses to climate change may not always match with the restrictive suite of traits available in large trait databases (Green et al., 2022; Kühn et al., 2021). Recent efforts to address this limitation include standardized metabolic traits across animal groups (AnimalTraits: Herberstein et al., 2022), temperature tolerance limits across ectotherms (e.g., GlobTherm: Bennett

et al., 2018; but see Clusella-Trullas et al., 2021 for a discussion on the limitation of thermal sensitivity indices), dispersal traits for vascular plants (Lososová et al., 2023) and standardized diet and morphological information for birds (Hurlbert et al., 2021; Tobias et al., 2022). To the extent possible, accounting for sources of intraspecific variation (particularly considering ontogenetic shifts) and ensuring that traits are being measured at the correct scale and geographic position with respect to the observed range shifts may improve the predictive power of traits to explain range shifts. Emerging advances in genomics also hold promise to understand the role of evolution in facilitating or hindering range shifts (e.g., Capblancq et al., 2020; Razgour et al., 2019), and could be used alongside trait-based approaches.

- *Identifying interactions between intrinsic species traits and extrinsic factors:* Identifying the general determinants of range shifts that transcend any environmental context dependencies requires careful integration of a series of abiotic and biotic factors (both natural and anthropogenic) in analytical frameworks that explicitly include interactions with species traits (e.g., Bertrand et al., 2016; García Molinos et al., 2022; Platts et al., 2019). This can be further improved by simulation experiments conducted from mechanistic models (e.g., as done above or in Henry et al., 2014). In addition, there is much to be learnt by studying range shifts in a community context (Lavergne et al., 2010), including through the lens of invasion biology by exploring the role of biotic resistance based on key functional traits (e.g., Miller et al., 2023).
- *Accounting for the effects of different methods used to assess range shifts and reducing research biases:* The influence of the estimation process on range shift detection is increasingly recognized and would benefit from being explicitly accounted for when trying to make inference on the role of species traits in large cross-taxa analyses (e.g., Brown et al., 2016; Dahms & Killen, 2023; Lenoir et al., 2020). This is especially true as the choice and effect of methodological factors may covary with species traits (e.g., when species detectability varies with life history or behavioral traits), ultimately decreasing our power to explain range shifts. Last but not least, reducing functional, phylogenetic, and geographic research biases will provide the ability to draw more definitive conclusions regarding the shape and direction of range shift–trait associations.



By implementing these considerations in future research, we expect that the importance of traits will become clearer for explaining the ongoing redistribution of life on Earth in different places and situations. Trait-based approaches could then provide a powerful basis for generalizing knowledge and predictions far beyond the relatively small fraction of species for which observations exist and for developing effective strategies that support biodiversity conservation under climate change.

FIGURE 5 Consequences of coverage biases within the functional trait space on our understanding of the relationships between range shifts and species traits. (a–c) Hypothetical relationships between range shifts and species traits illustrating the potential consequences of using a truncated trait space on our understanding of the shape of these relationships. Blue and red dashed boxes: using only a subset of species displaying extreme functional characteristics; orange dashed box: using a subset of species with intermediate functional characteristics. (d, e) Examples of functional trait space coverage for bird and fish species estimated based on the first two components (PC) of a principal component analysis using morphological traits from the (d) AVONET ($N_{\text{bird}} = 11,109$; Tobias et al., 2022) and (e) FISHLIFE ($N_{\text{fish}} = 26,622$; Thorson et al., 2023) databases where the selection of species included in BioShifts (a database of range shift estimates) are highlighted in blue ($N_{\text{bird}} = 973$, $N_{\text{fish}} = 431$; Comte et al., 2020). The functional trait spaces are illustrated by the convex hulls encompassing all the species, wherein each dot represents a species and the solid squares represent the centroids of the respective convex hulls. The interpretation of the functional trait spaces is represented by the correlation circles showing the covariation among the morphological traits, with pictures illustrating the position of some selected species (see Table S1 for image attribution and Appendix S3 for details on the analysis).

AUTHOR CONTRIBUTIONS

Lise Comte: Conceptualization; data curation; formal analysis; funding acquisition; methodology; project administration; visualization; writing – original draft. **Romain Bertrand:** Conceptualization; formal analysis; methodology; writing – original draft; writing – review and editing. **Sarah Diamond:** Conceptualization; visualization; writing – original draft; writing – review and editing. **Lesley T. Lancaster:** Conceptualization; visualization; writing – original draft; writing – review and editing. **Malin L. Pinsky:** Conceptualization; methodology; writing – original draft; writing – review and editing. **Brett R. Scheffers:** Conceptualization; writing – original draft; writing – review and editing. **J. Alex Baecher:** Conceptualization; writing – review and editing. **R. M. W. J. Bandara:** Conceptualization; writing – review and editing. **I-Ching Chen:** Conceptualization; writing – review and editing. **Jake A. Lawlor:** Conceptualization; writing – review and editing. **Nikki A. Moore:** Conceptualization; writing – review and editing. **Brunno F. Oliveira:** Conceptualization; visualization; writing – review and editing. **Jerome Murienne:** Conceptualization; writing – review and editing. **Jonathan Rolland:** Conceptualization; writing – review and editing. **Madeleine A. Rubenstein:** Conceptualization; writing – review and editing. **Jennifer Sunday:** Conceptualization; writing – review and editing. **Laura M. Thompson:** Conceptualization; writing – review and editing. **Fabricio Villalobos:** Conceptualization; writing – review and editing. **Sarah R. Weiskopf:** Conceptualization; writing – review and editing. **Jonathan Lenoir:** Conceptualization; funding acquisition; methodology; project administration; visualization; writing – original draft; writing – review and editing.

AFFILIATIONS

¹School of Biological Sciences, Illinois State University, Normal, Illinois, USA

²Conservation Science Partners, Inc., Truckee, California, USA

³Centre de Recherche sur la Biodiversité et l'Environnement (CRBE UMR5300), Université de Toulouse, CNRS, IRD, Toulouse INP, Université Toulouse 3 Paul Sabatier (UT3), Toulouse, France

⁴Department of Biology, Case Western Reserve University, Cleveland, Ohio, USA

⁵School of Biological Sciences, University of Aberdeen, Aberdeen, UK

⁶Department of Ecology, Evolution, and Natural Resources, Rutgers University, New Brunswick, New Jersey, USA

⁷Department of Ecology and Evolutionary Biology, University of California Santa Cruz, Santa Cruz, California, USA

⁸Department of Wildlife Ecology and Conservation, University of Florida, Gainesville, Florida, USA

⁹School of Natural Resources and Environment, University of Florida, Gainesville, Florida, USA

¹⁰Department of Life Sciences, National Cheng Kung University, Tainan, Taiwan

¹¹Department of Biology, McGill University, Montreal, Quebec, Canada

¹²Fondation pour la Recherche sur la Biodiversité (FRB), Centre de Synthèse et d'Analyse Sur la Biodiversité (CESAB), Montpellier, France

¹³U.S. Geological Survey National Climate Adaptation Science Center, Reston, Virginia, USA

¹⁴School of Natural Resources, University of Tennessee, Knoxville, Tennessee, USA

¹⁵Red de Biología Evolutiva, Instituto de Ecología A.C. - INECOL, Veracruz, Mexico

¹⁶UMR CNRS 7058, Ecologie et Dynamique Des Systèmes Anthropisés (EDYSAN), Université de Picardie Jules Verne, Amiens, France

ACKNOWLEDGMENTS

This research is a product of the BIOSHIFTS working group funded by the synthesis center (CESAB) of the Fondation pour la Recherche sur la Biodiversité (FRB; www.fondationbiodiversite.fr) and the project FRAGSHIFTS funded by the French Ministère de la Transition Écologique (MTE), the Office Français de la Biodiversité (OFB), and the FRB. We thank Holly Embke and two reviewers (including Tom Luhring) for their time and constructive comments that have improved the initial submission. We additionally thank Gael Grenouillet for early contribution to the conceptual framework and funding acquisition as well as the Freshwater Ecology and Conservation Lab for hosting LC.

CONFLICT OF INTEREST STATEMENT

The authors declare that they have no conflict of interest.

DATA AVAILABILITY STATEMENT

The data that support the findings of this study are available in FigShare at <https://doi.org/10.6084/m9.figshare.25467664>. The data were derived from the following resources available in the public domain: <https://doi.org/10.1146/annurev-ecolsys-012021-092849>, <https://doi.org/10.1111/gcb.13736>, <https://doi.org/10.6084/m9.figshare.7413365.v1>, <https://figshare.com/s/b990722d72a26b5bfead>.

ORCID

Lise Comte  <https://orcid.org/0000-0001-8030-0019>

Romain Bertrand  <https://orcid.org/0000-0003-2386-9174>

Sarah Diamond  <https://orcid.org/0000-0001-8518-773X>

Lesley T. Lancaster  <https://orcid.org/0000-0002-3135-4835>

Malin L. Pinsky  <https://orcid.org/0000-0002-8523-8952>

Brett R. Scheffers  <https://orcid.org/0000-0003-2423-3821>

J. Alex Baecher  <https://orcid.org/0000-0003-0247-5758>

R. M. W. J. Bandara  <https://orcid.org/0000-0002-4919-5190>

I-Ching Chen  <https://orcid.org/0000-0002-1909-7290>

Jake A. Lawlor  <https://orcid.org/0000-0002-1499-5227>

Nikki A. Moore  <https://orcid.org/0000-0003-3496-3641>

Brunno F. Oliveira  <https://orcid.org/0000-0002-2982-149X>

Jerome Muriene  <https://orcid.org/0000-0003-1474-7829>

Jonathan Rolland  <https://orcid.org/0000-0002-7141-0870>

Madeleine A. Rubenstein  <https://orcid.org/0000-0001-8569-781X>

[org/0000-0001-8569-781X](https://orcid.org/0000-0001-8569-781X)

Jennifer Sunday  <https://orcid.org/0000-0001-9372-040X>

Laura M. Thompson  <https://orcid.org/0000-0002-7884-6001>

Fabricio Villalobos  <https://orcid.org/0000-0002-5230-2217>

Sarah R. Weiskopf  <https://orcid.org/0000-0002-5933-8191>

Jonathan Lenoir  <https://orcid.org/0000-0003-0638-9582>

REFERENCES

- Alexander, J. M., Diez, J. M., & Levine, J. M. (2015). Novel competitors shape species' responses to climate change. *Nature*, 525(7570), 515–518. <https://doi.org/10.1038/nature14952>
- Alofs, K. M., Jackson, D. A., & Lester, N. P. (2014). Ontario freshwater fishes demonstrate differing range-boundary shifts in a warming climate. *Diversity and Distributions*, 20(2), 123–136. <https://doi.org/10.1111/ddi.12130>
- Alzate, A., & Onstein, R. E. (2022). Understanding the relationship between dispersal and range size. *Ecology Letters*, 25(10), 2303–2323. <https://doi.org/10.1111/ele.14089>
- Angert, A. L., Crozier, L. G., Rissler, L. J., Gilman, S. E., Tewksbury, J. J., & Chuncu, A. J. (2011). Do species' traits predict recent shifts at expanding range edges? *Ecology Letters*, 14(7), 677–689. <https://doi.org/10.1111/j.1461-0248.2011.01620.x>
- Angilletta, M. J., Wilson, R. S., Navas, C. A., & James, R. S. (2003). Tradeoffs and the evolution of thermal reaction norms. *Trends in Ecology & Evolution*, 18(5), 234–240. [https://doi.org/10.1016/S0169-5347\(03\)00087-9](https://doi.org/10.1016/S0169-5347(03)00087-9)
- Asamoah, E. F., Beaumont, L. J., & Maina, J. M. (2021). Climate and land-use changes reduce the benefits of terrestrial protected areas. *Nature Climate Change*, 11(12), 1105–1110. <https://doi.org/10.1038/s41558-021-01223-2>
- Auth, T. D., Daly, E. A., Brodeur, R. D., & Fisher, J. L. (2018). Phenological and distributional shifts in ichthyoplankton associated with recent warming in the northeast Pacific Ocean. *Global Change Biology*, 24, 259–272.
- Baldwin, J. W., Garcia-Porta, J., & Botero, C. A. (2022). Phenotypic responses to climate change are significantly dampened in big-brained birds. *Ecology Letters*, 25(4), 939–947. <https://doi.org/10.1111/ele.13971>
- Bates, A. E., Pecl, G. T., Frusher, S., Hobday, A. J., Wernberg, T., Smale, D. A., Sunday, J. M., Hill, N. A., Dulvy, N. K., Colwell, R. K., Holbrook, N. J., Fulton, E. A., Slawinski, D., Feng, M., Edgar, G. J., Radford, B. T., Thompson, P. A., & Watson, R. A. (2014). Defining and observing stages of climate-mediated range shifts in marine systems. *Global Environmental Change*, 26, 27–38. <https://doi.org/10.1016/j.gloenvcha.2014.03.009>
- Beever, E. A., O'Leary, J., Mengelt, C., West, J. M., Julius, S., Green, N., Magness, D., Petes, L., Stein, B., Nicotra, A. B., Hellmann, J. J., Robertson, A. L., Staudinger, M. D., Rosenberg, A. A., Babij, E., Brennan, J., Schuurman, G. W., & Hofmann, G. E. (2016).

- Improving conservation outcomes with a new paradigm for understanding species' fundamental and realized adaptive capacity. *Conservation Letters*, 9(2), 131–137. <https://doi.org/10.1111/conl.12190>
- Beissinger, S. R., & Riddell, E. A. (2021). Why are species' traits weak predictors of range shifts? *Annual Review of Ecology, Evolution, and Systematics*, 52(1), 47–66. <https://doi.org/10.1146/annurev-ecolsys-012021-092849>
- Bennett, J. M., Calosi, P., Clusella-Trullas, S., Martínez, B., Sunday, J., Algar, A. C., Araújo, M. B., Hawkins, B. A., Keith, S., Kühn, I., Rahbek, C., Rodríguez, L., Singer, A., Villalobos, F., Ángel Olalla-Tárraga, M., & Morales-Castilla, I. (2018). GlobTherm, a global database on thermal tolerances for aquatic and terrestrial organisms. *Scientific Data*, 5(1), 180022. <https://doi.org/10.1038/sdata.2018.22>
- Bennett, J. M., Sunday, J., Calosi, P., Villalobos, F., Martínez, B., Molina-Venegas, R., Araújo, M. B., Algar, A. C., Clusella-Trullas, S., Hawkins, B. A., Keith, S. A., Kühn, I., Rahbek, C., Rodríguez, L., Singer, A., Morales-Castilla, I., & Olalla-Tárraga, M. Á. (2021). The evolution of critical thermal limits of life on Earth. *Nature Communications*, 12(1), 1198. <https://doi.org/10.1038/s41467-021-21263-8>
- Berdahl, A. M., Kao, A. B., Flack, A., Westley, P. A. H., Codling, E. A., Couzin, I. D., Dell, A. I., & Biro, D. (2018). Collective animal navigation and migratory culture: From theoretical models to empirical evidence. *Philosophical Transactions of the Royal Society, B: Biological Sciences*, 373(1746), 20170009. <https://doi.org/10.1098/rstb.2017.0009>
- Bertrand, R. (2012). *Spatio-temporal response of the forest vegetation to climate warming: Assessment of the vegetation reshuffling and characterisation of the effect of ecological and geographical factors modulating this process at the species and community scales* [PhD thesis, AgroParisTech]. <https://pastel.archives-ouvertes.fr/pastel-00839155/>
- Bertrand, R. (2019). Unequal contributions of species' persistence and migration on plant communities' response to climate warming throughout forests. *Ecography*, 42(1), 211–213. <https://doi.org/10.1111/ecog.03591>
- Bertrand, R., Riofrío-Dillon, G., Lenoir, J., Drapier, J., De Ruffray, P., Gégout, J.-C., & Loreau, M. (2016). Ecological constraints increase the climatic debt in forests. *Nature Communications*, 7(1), 12643. <https://doi.org/10.1038/ncomms12643>
- Boisvert-Marsh, L., Périé, C., & de Blois, S. (2014). Shifting with climate? Evidence for recent changes in tree species distribution at high latitudes. *Ecosphere*, 5(7), 83. <https://doi.org/10.1890/ES14-00111.1>
- Brandl, S. J., Robbins, W. D., & Bellwood, D. R. (2015). Exploring the nature of ecological specialization in a coral reef fish community: Morphology, diet and foraging microhabitat use. *Proceedings of the Royal Society B: Biological Sciences*, 282(1815), 20151147. <https://doi.org/10.1098/rspb.2015.1147>
- Brito-Morales, I., Schoeman, D. S., Molinos, J. G., Burrows, M. T., Klein, C. J., Arafeh-Dalmau, N., Kaschner, K., Garilao, C., Kesner-Reyes, K., & Richardson, A. J. (2020). Climate velocity reveals increasing exposure of deep-ocean biodiversity to future warming. *Nature Climate Change*, 10(6), 576–581. <https://doi.org/10.1038/s41558-020-0773-5>
- Brown, C. J., O'Connor, M. I., Poloczanska, E. S., Schoeman, D. S., Buckley, L. B., Burrows, M. T., Duarte, C. M., Halpern, B. S., Pandolfi, J. M., Parmesan, C., & Richardson, A. J. (2016). Ecological and methodological drivers of species' distribution and phenology responses to climate change. *Global Change Biology*, 22(4), 1548–1560. <https://doi.org/10.1111/gcb.13184>
- Brown, J. H., Stevens, G. C., & Kaufman, D. W. (1996). The geographic range: Size, shape, boundaries and internal structure. *Annual Review of Ecology and Systematics*, 27, 597–623.
- Buckley, L. B., & Kingsolver, J. G. (2012). Functional and phylogenetic approaches to forecasting species' responses to climate change. *Annual Review of Ecology, Evolution, and Systematics*, 43(1), 205–226. <https://doi.org/10.1146/annurev-ecolsys-110411-160516>
- Cahill, A. E., Aiello-Lammens, M. E., Fisher-Reid, M. C., Hua, X., Karanewsky, C. J., Yeong Ryu, H., Sbeglia, G. C., Spagnolo, F., Waldron, J. B., Warsi, O., Wiens, J. J., & Ryu, H. Y. (2013). How does climate change cause extinction? *Proceedings of the Royal Society B: Biological Sciences*, 280(1750), 20121890. <https://doi.org/10.1098/rspb.2012.1890>
- Capblancq, T., Morin, X., Gueguen, M., Renaud, J., Lobreaux, S., & Bazin, E. (2020). Climate-associated genetic variation in *Fagus sylvatica* and potential responses to climate change in the French Alps. *Journal of Evolutionary Biology*, 33(6), 783–796. <https://doi.org/10.1111/jeb.13610>
- Capdevila, P., Stott, I., Cant, J., Beger, M., Rowlands, G., Grace, M., & Salguero-Gómez, R. (2022). Life history mediates the trade-offs among different components of demographic resilience. *Ecology Letters*, 25(6), 1566–1579. <https://doi.org/10.1111/ele.14004>
- Caron, M. M., Zellweger, F., Verheyen, K., Baeten, L., Hédl, R., Bernhardt-Römermann, M., Berki, I., Brunet, J., Decocq, G., Díaz, S., Dirnböck, T., Durak, T., Heinken, T., Jaroszewicz, B., Kopecký, M., Lenoir, J., Macek, M., Malicki, M., Máliš, F., ... De Frenne, P. (2021). Thermal differences between juveniles and adults increased over time in European forest trees. *Journal of Ecology*, 109, 3944–3957. <https://doi.org/10.1111/1365-2745.13773>
- Carrascal, L. M., Galván, I., & Gordo, O. (2009). Partial least squares regression as an alternative to current regression methods used in ecology. *Oikos*, 118(5), 681–690. <https://doi.org/10.1111/j.1600-0706.2008.16881.x>
- Chan, W.-P., Chen, I.-C., Colwell, R. K., Liu, W.-C., Huang, C., & Shen, S.-F. (2016). Seasonal and daily climate variation have opposite effects on species elevational range size. *Ecology*, 351(6280), 1437–1439. <https://doi.org/10.1126/science.aab4119>
- Chen, I.-C., Hill, J. K., Ohlemüller, R., Roy, D. B., & Thomas, C. D. (2011). Rapid range shifts of species associated with high levels of climate warming. *Science*, 333(6045), 1024–1026. <https://doi.org/10.1126/science.1206432>
- Clusella-Trullas, S., Garcia, R. A., Terblanche, J. S., & Hoffmann, A. A. (2021). How useful are thermal vulnerability indices? *Trends in Ecology & Evolution*, 36(11), 1000–1010. <https://doi.org/10.1016/j.tree.2021.07.001>
- Comte, L., Grenouillet, G., Bertrand, R., Muriene, J., Bourgeaud, L., Hattab, T., & Lenoir, J. (2020). *BioShifts: A global geodatabase of climate-induced species redistribution over land and sea*. Figshare Dataset. <https://doi.org/10.6084/m9.figshare.7413365.v1>
- Comte, L., Muriene, J., & Grenouillet, G. (2014). Species traits and phylogenetic conservatism of climate-induced range shifts in stream fishes. *Nature Communications*, 5, 5053.
- Corlett, R. T., & Westcott, D. A. (2013). Will plant movements keep up with climate change? *Trends in Ecology & Evolution*, 28(8), 482–488. <https://doi.org/10.1016/j.tree.2013.04.003>
- Crimmins, S. M., Dobrowski, S. Z., Greenberg, J. A., Abatzoglou, J. T., & Mynsberge, A. R. (2011). Changes in climatic water balance drive downhill shifts in plant species' optimum elevations. *Science*, 331(6015), 324–327. <https://doi.org/10.1126/science.1199040>
- Dahlke, F. T., Wohrlab, S., Butzin, M., & Pörtner, H. O. (2020). Thermal bottlenecks in the life cycle define climate vulnerability of fish. *Science*, 369(6499), 65–70. <https://doi.org/10.1126/science.aaz3658>
- Dahms, C., & Killen, S. S. (2023). Temperature change effects on marine fish range shifts: A meta-analysis of ecological and methodological predictors. *Global Change Biology*, 29(16), 4459–4479. <https://doi.org/10.1111/gcb.16770>
- Davies, K. F., Margules, C. R., & Lawrence, J. F. (2004). A synergistic effect puts rare, specialized species at greater risk of extinction. *Ecology*, 85(1), 265–271. <https://doi.org/10.1890/03-0110>

- De Frenne, P., Lenoir, J., Luoto, M., Scheffers, B. R., Zellweger, F., Aalto, J., Ashcroft, M. B., Christiansen, D. M., Decocq, G., De Pauw, K., Govaert, S., Greiser, C., Gril, E., Hampe, A., Jucker, T., Klings, D. H., Koelmeijer, I. A., Lembrechts, J. J., Marrec, R., ... Hylander, K. (2021). Forest microclimates and climate change: Importance, drivers and future research agenda. *Global Change Biology*, 27(11), 2279–2297. <https://doi.org/10.1111/gcb.15569>
- De Kort, H., Prunier, J. G., Ducatez, S., Honnay, O., Baguette, M., Stevens, V. M., & Blanchet, S. (2021). Life history, climate and biogeography interactively affect worldwide genetic diversity of plant and animal populations. *Nature Communications*, 12(1), 516. <https://doi.org/10.1038/s41467-021-20958-2>
- De Magalhães, J. P., & Costa, J. (2009). A database of vertebrate longevity records and their relation to other life-history traits. *Journal of Evolutionary Biology*, 22(8), 1770–1774. <https://doi.org/10.1111/j.1420-9101.2009.01783.x>
- Diamond, S. E. (2018). Contemporary climate-driven range shifts: Putting evolution back on the table. *Functional Ecology*, 32(7), 1652–1665. <https://doi.org/10.1111/1365-2435.13095>
- Diniz-Filho, J. A. F., Souza, K. S., Bini, L. M., Loyola, R., Dobrovolski, R., Rodrigues, J. F. M., Lima-Ribeiro, S., Terribile, L. C., Rangel, T. F., Bione, I., Freitas, R., Machado, I. F., Rocha, T., Lorini, M. L., Vale, M. M., Navas, C. A., Maciel, N. M., Villalobos, F., Olalla-Tarraga, M. A., & Gouveia, S. (2019). A macroecological approach to evolutionary rescue and adaptation to climate change. *Ecography*, 42(6), 1124–1141. <https://doi.org/10.1111/ecog.04264>
- Dobrowski, S. Z., Abatzoglou, J., Swanson, A. K., Greenberg, J. A., Mynsberge, A. R., Holden, Z. A., & Schwartz, M. K. (2013). The climate velocity of the contiguous United States during the 20th century. *Global Change Biology*, 19(1), 241–251. <https://doi.org/10.1111/gcb.12026>
- Donelson, J. M., Sunday, J. M., Figueira, W. F., Gaitán-Espitia, J. D., Hobday, A. J., Johnson, C. R., Leis, J. M., Ling, S. D., Marshall, D., Pandolfi, J. M., Pecl, G., Rodgers, G. G., Booth, D. J., & Munday, P. L. (2019). Understanding interactions between plasticity, adaptation and range shifts in response to marine environmental change. *Philosophical Transactions of the Royal Society, B: Biological Sciences*, 374(1768), 20180186. <https://doi.org/10.1098/rstb.2018.0186>
- Estrada, A., Morales-Castilla, I., Caplat, P., & Early, R. (2016). Usefulness of species traits in predicting range shifts. *Trends in Ecology & Evolution*, 31(3), 190–203. <https://doi.org/10.1016/j.tree.2015.12.014>
- Feeley, K. J., Stroud, J. T., & Perez, T. M. (2017). Most 'global' reviews of species' responses to climate change are not truly global. *Diversity and Distributions*, 23(3), 231–234. <https://doi.org/10.1111/ddi.12517>
- Fisher, R., & Hogan, J. D. (2007). Morphological predictors of swimming speed: A case study of pre-settlement juvenile coral reef fishes. *Journal of Experimental Biology*, 210(14), 2436–2443. <https://doi.org/10.1242/jeb.004275>
- Foden, W. B., Young, B. E., Akçakaya, H. R., Garcia, R. A., Hoffmann, A. A., Stein, B. A., Thomas, C. D., Wheatley, C. J., Bickford, D., Carr, J. A., Hole, D. G., Martin, T. G., Pacifici, M., Pearce-Higgins, J. W., Platts, P. J., Visconti, P., Watson, J. E. M., & Huntley, B. (2019). Climate change vulnerability assessment of species. *WIREs Climate Change*, 10(1), 551. <https://doi.org/10.1002/wcc.551>
- Forester, B. R., Beever, E. A., Darst, C., Szymanski, J., & Funk, W. C. (2022). Linking evolutionary potential to extinction risk: Applications and future directions. *Frontiers in Ecology and the Environment*, 20(9), 507–515. <https://doi.org/10.1002/fee.2552>
- Fricke, E. C., Ordóñez, A., Rogers, H. S., & Svenning, J.-C. (2022). The effects of defaunation on plants' capacity to track climate change. *Science*, 375(6577), 210–214. <https://doi.org/10.1126/science.abk3510>
- Gallagher, R. V., Butt, N., Carthey, A. J. R., Tulloch, A., Bland, L., Clulow, S., Newsome, T., Dudaniec, R. V., & Adams, V. M. (2021). A guide to using species trait data in conservation. *One Earth*, 4(7), 927–936.
- García Molinos, J., Hunt, H. L., Green, M. E., Champion, C., Hartog, J. R., & Pecl, G. T. (2022). Climate, currents and species traits contribute to early stages of marine species redistribution. *Communications Biology*, 5(1), 1329. <https://doi.org/10.1038/s42003-022-04273-0>
- Geiser, F., & Turbill, C. (2009). Hibernation and daily torpor minimize mammalian extinctions. *Naturwissenschaften*, 96(10), 1235–1240. <https://doi.org/10.1007/s00114-009-0583-0>
- Gilman, S. E., Urban, M. C., Tewksbury, J., Gilchrist, G. W., & Holt, R. D. (2010). A framework for community interactions under climate change. *Trends in Ecology & Evolution*, 25, 325–331. <https://doi.org/10.1016/j.tree.2010.03.002>
- Goldberg, D. E. (1996). Competitive ability: Definitions, contingency and correlated traits. *Philosophical Transactions of the Royal Society of London. Series B: Biological Sciences*, 351(1345), 1377–1385. <https://doi.org/10.1098/rstb.1996.0121>
- Graham, M. H. (2003). Confronting multicollinearity in ecological multiple regression. *Ecology*, 84(11), 2809–2815. <https://doi.org/10.1890/02-3114>
- Green, S. J., Brookson, C. B., Hardy, N. A., & Crowder, L. B. (2022). Trait-based approaches to global change ecology: Moving from description to prediction. *Proceedings of the Royal Society B: Biological Sciences*, 289(1971), 20220071. <https://doi.org/10.1098/rspb.2022.0071>
- Gundersen, A. R., & Stillman, J. H. (2015). Plasticity in thermal tolerance has limited potential to buffer ectotherms from global warming. *Proceedings of the Royal Society B: Biological Sciences*, 282, 20150401. <https://doi.org/10.1098/rspb.2015.0401>
- Gundersen, A. R., Tsukimura, B., & Stillman, J. H. (2017). Indirect effects of global change: From physiological and behavioral mechanisms to ecological consequences. *Integrative and Comparative Biology*, 57(1), 48–54. <https://doi.org/10.1093/icb/ix056>
- Hällfors, M. H., Heikkinen, R. K., Kuussaari, M., Lehikoinen, A., Luoto, M., Pöyry, J., Virkkala, R., Saastamoinen, M., & Kujala, H. (2023). Recent range shifts of moths, butterflies, and birds are driven by the breadth of their climatic niche. *Evolution Letters*, 8, 89–100. <https://doi.org/10.1093/evlett/qrado04>
- Hampe, A., & Petit, R. J. (2005). Conserving biodiversity under climate change: The rear edge matters. *Ecology Letters*, 8, 461–467.
- Harris, R. M. B., Beaumont, L. J., Vance, T. R., Tozer, C. R., Remenyi, T. A., Perkins-Kirkpatrick, S. E., Mitchell, P. J., Nicotra, A. B., McGregor, S., Andrew, N. R., Letnic, M., Kearney, M. R., Wernberg, T., Hutley, L. B., Chambers, L. E., Fletcher, M. S., Keatley, M. R., Woodward, C. A., Williamson, G., ... Bowman, D. M. J. S. (2018). Biological responses to the press and pulse of climate trends and extreme events. *Nature Climate Change*, 8, 579–587.
- Hellmann, J. J. (2002). The effect of an environmental change on mobile butterfly larvae and the nutritional quality of their hosts. *Journal of Animal Ecology*, 71(6), 925–936. <https://doi.org/10.1046/j.1365-2656.2002.00658.x>
- Henry, R. C., Bocedi, G., Dytham, C., & Travis, J. M. J. (2014). Inter-annual variability influences the eco-evolutionary dynamics of range-shifting. *PeerJ*, 2, e228. <https://doi.org/10.7717/peerj.228>
- Herberstein, M. E., McLean, D. J., Lowe, E., Wolff, J. O., Khan, M. K., Smith, K., Allen, A. P., Bulbert, M., Buzatto, B. A., Eldridge, M. D. B., Falster, D., Fernandez Winzer, L., Griffith, S. C., Madin, J. S., Narendra, A., Westoby, M., Whiting, M. J., Wright, I. J., & Carthey, A. J. R. (2022). AnimalTraits—A curated animal trait database for body mass, metabolic rate and brain size. *Scientific Data*, 9(1), 265. <https://doi.org/10.1038/s41597-022-01364-9>
- Hirt, M. R., Jetz, W., Rall, B. C., & Brose, U. (2017). A general scaling law reveals why the largest animals are not the fastest. *Nature Ecology & Evolution*, 1, 1116–1122. <https://doi.org/10.1038/s41559-017-0241-4>

- Hoban, S., Archer, F. I., Bertola, L. D., Bragg, J. G., Breed, M. F., Bruford, M. W., Coleman, M. A., Ekblom, R., Funk, W. C., Grueber, C. E., Hand, B. K., Jaffé, R., Jensen, E., Johnson, J. S., Kershaw, F., Liggins, L., MacDonald, A. J., Mergeay, J., Miller, J. M., ... Hunter, M. E. (2022). Global genetic diversity status and trends: Towards a suite of Essential Biodiversity Variables (EBVs) for genetic composition. *Biological Reviews*, 97(4), 1511–1538. <https://doi.org/10.1111/brv.12852>
- Hoffmann, A. A., & Sgrò, C. M. (2011). Climate change and evolutionary adaptation. *Nature*, 470(7335), 479–485. <https://doi.org/10.1038/nature09670>
- Huey, R. B., Kearney, M. R., Krockenberger, A., Holtum, J. A. M., Jess, M., & Williams, S. E. (2012). Predicting organismal vulnerability to climate warming: Roles of behaviour, physiology and adaptation. *Philosophical Transactions of the Royal Society, B: Biological Sciences*, 367(1596), 1665–1679. <https://doi.org/10.1098/rstb.2012.0005>
- Hurlbert, A. H., Olsen, A. M., Sawyer, M. M., & Winner, P. M. (2021). The avian diet database as a source of quantitative information on bird diets. *Scientific Data*, 8(1), 260. <https://doi.org/10.1038/s41597-021-01049-9>
- Jacob, S., Laurent, E., Haegeman, B., Bertrand, R., Prunier, J. G., Legrand, D., Cote, J., Chaine, A. S., Loreau, M., Clobert, J., & Schtickzelle, N. (2018). Habitat choice meets thermal specialization: Competition with specialists may drive suboptimal habitat preferences in generalists. *Proceedings of the National Academy of Sciences of the United States of America*, 115(47), 11988–11993. <https://doi.org/10.1073/pnas.1805574115>
- Jacobsen, D. (2020). The dilemma of altitudinal shifts: Caught between high temperature and low oxygen. *Frontiers in Ecology and the Environment*, 18(4), 211–218. <https://doi.org/10.1002/fee.2161>
- Jenkins, D. G., Brescacin, C. R., Duxbury, C. V., Elliott, J. A., Evans, J. A., Grablow, K. R., Hillegass, M., Lyon, B. N., Metzger, G. A., Olandese, M. L., Pepe, D., Silvers, G. A., Suresch, H. N., Thompson, T. N., Trexler, C. M., Williams, G. E., Williams, N. C., & Williams, S. E. (2007). Does size matter for dispersal distance? *Global Ecology and Biogeography*, 16(4), 415–425. <https://doi.org/10.1111/j.1466-8238.2007.00312.x>
- Kühn, N., Tovar, C., Carretero, J., Vandvik, V., Enquist, B. J., & Willis, K. J. (2021). Globally important plant functional traits for coping with climate change. *Frontiers of Biogeography*, 13(4), 53774. <https://doi.org/10.21425/F5FBG53774>
- Kearney, M., Shine, R., & Porter, W. P. (2009). The potential for behavioural thermoregulation to buffer “cold-blooded” animals against climate warming. *Proceedings of the National Academy of Sciences of the United States of America*, 106(10), 3835–3840. <https://doi.org/10.1073/pnas.0808913106>
- Kingsolver, J. G., Diamond, S. E., & Buckley, L. B. (2013). Heat stress and the fitness consequences of climate change for terrestrial ectotherms. *Functional Ecology*, 27(6), 1415–1423. <https://doi.org/10.1111/1365-2435.12145>
- Lancaster, L. T. (2022). On the macroecological significance of eco-evolutionary dynamics: The range shift–niche breadth hypothesis. *Philosophical Transactions of the Royal Society, B: Biological Sciences*, 377(1846), 20210013. <https://doi.org/10.1098/rstb.2021.0013>
- Lavergne, S., Evans, M. E. K., Burfield, I. J., Jiguet, F., & Thuiller, W. (2013). Are species' responses to global change predicted by past niche evolution? *Philosophical Transactions of the Royal Society of London. Series B, Biological Sciences*, 368(1610), 20120091. <https://doi.org/10.1098/rstb.2012.0091>
- Lavergne, S., Mouquet, N., Thuiller, W., & Ronce, O. (2010). Biodiversity and climate change: Integrating evolutionary and ecological responses of species and communities. *Annual Review of Ecology, Evolution, and Systematics*, 41(1), 321–350. <https://doi.org/10.1146/annurev-ecolsys-102209-144628>
- Lenoir, J., Bertrand, R., Comte, L., Bourgeaud, L., Hattab, T., Murienne, J., & Grenouillet, G. (2020). Species better track climate warming in the oceans than on land. *Nature Ecology & Evolution*, 4(8), 1044–1059. <https://doi.org/10.1038/s41559-020-1198-2>
- Lenoir, J., Gégout, J. C., Marquet, P. A., de Ruffray, P., & Brisse, H. (2008). A significant upward shift in plant species optimum elevation during the 20th century. *Science*, 320(5884), 1768–1771. <https://doi.org/10.1126/science.1156831>
- Leonard, A. M., & Lancaster, L. T. (2020). Maladaptive plasticity facilitates evolution of thermal tolerance during an experimental range shift. *BMC Evolutionary Biology*, 20(1), 47. <https://doi.org/10.1186/s12862-020-1589-7>
- Ljungström, G., Langbehn, T. J., & Jørgensen, C. (2021). Light and energetics at seasonal extremes limit poleward range shifts. *Nature Climate Change*, 11(6), 530–536. <https://doi.org/10.1038/s41558-021-01045-2>
- Loehle, C. (2020). Quantifying species' geographic range changes: Conceptual and statistical issues. *Ecosphere*, 11(3), 3070. <https://doi.org/10.1002/ecs2.3070>
- Lososová, Z., Axmanová, I., Chytrý, M., Midolo, G., Abdulhak, S., Karger, D. N., Renaud, J., Van Es, J., Vittoz, P., & Thuiller, W. (2023). Seed dispersal distance classes and dispersal modes for the European flora. *Global Ecology and Biogeography*, 32, 1485–1494. <https://doi.org/10.1111/geb.13712>
- Luhring, T. M., Vavra, J. M., Cressler, C. E., & DeLong, J. P. (2018). Predators modify the temperature dependence of life-history trade-offs. *Ecology and Evolution*, 8, 8818–8830. <https://doi.org/10.1002/ece3.4381>
- Lustenhouwer, N., & Parker, I. M. (2022). Beyond tracking climate: Niche shifts during native range expansion and their implications for novel invasions. *Journal of Biogeography*, 49(8), 1481–1493. <https://doi.org/10.1111/jbi.14395>
- MacLean, S. A., & Beissinger, S. R. (2017). Species' traits as predictors of range shifts under contemporary climate change: A review and meta-analysis. *Global Change Biology*, 23(10), 4094–4105. <https://doi.org/10.1111/gcb.13736>
- Madsen-Hepp, T. R., Franklin, J., McFaul, S., Schauer, L., & Spasojevic, M. J. (2023). Plant functional traits predict heterogeneous distributional shifts in response to climate change. *Functional Ecology*, 37(5), 1449–1462. <https://doi.org/10.1111/1365-2435.14308>
- Martin, R. A., Da Silva, C. R. B., Moore, M. P., & Diamond, S. E. (2023). When will a changing climate outpace adaptive evolution? *WIREs Climate Change*, 14, e852. <https://doi.org/10.1002/wcc.852>
- Mauro, A. A., & Ghalambor, C. K. (2020). Trade-offs, pleiotropy, and shared molecular pathways: A unified view of constraints on adaptation. *Integrative and Comparative Biology*, 60(2), 332–347. <https://doi.org/10.1093/icb/icaa056>
- McGill, B. J., Enquist, B. J., Weiher, E., & Westoby, M. (2006). Rebuilding community ecology from functional traits. *Trends in Ecology & Evolution*, 21(4), 178–185. <https://doi.org/10.1016/j.tree.2006.02.002>
- Miller, M. G. R., Reimer, J. D., Sommer, B., Cook, K. M., Pandolfi, J. M., Obuchi, M., & Beger, M. (2023). Temperate functional niche availability not resident-invader competition shapes tropicalisation in reef fishes. *Nature Communications*, 14(1), 2181. <https://doi.org/10.1038/s41467-023-37550-5>
- Monaco, C. J., Bradshaw, C. J. A., Booth, D. J., Gillanders, B. M., Schoeman, D. S., & Nagelkerken, I. (2020). Dietary generalism accelerates arrival and persistence of coral-reef fishes in their novel ranges under climate change. *Global Change Biology*, 26(10), 5564–5573. <https://doi.org/10.1111/gcb.15221>
- Moritz, C., Patton, J. L., Conroy, C. J., Parra, J. L., White, G. C., & Beissinger, S. R. (2008). Impact of a century of climate change on small-mammal communities in Yosemite National Park, USA. *Science*, 322(5899), 261–264. <https://doi.org/10.1126/science.1163428>
- Munoz, F., Klausmeier, C. A., Gaüzère, P., Kandlikar, G., Litchman, E., Mouquet, N., Ostling, A., Thuiller, W., Algar, A. C., Auber, A.,

- Cadotte, M. W., Delalandre, L., Denelle, P., Enquist, B. J., Fortunel, C., Grenié, M., Loiseau, N., Mahaut, L., Maire, A., ... Kraft, N. J. B. (2023). The ecological causes of functional distinctiveness in communities. *Ecology Letters*, 26, 1452–1465. <https://doi.org/10.1111/ele.14265>
- Osakabe, Y., Osakabe, K., Shinozaki, K., & Tran, L.-S. P. (2014). Response of plants to water stress. *Frontiers in Plant Science*, 5, 86. <https://doi.org/10.3389/fpls.2014.00086>
- Pöyry, J., Luoto, M., Heikkinen, R. K., Kuussaari, M., & Saarinen, K. (2009). Species traits explain recent range shifts of Finnish butterflies. *Global Change Biology*, 15(3), 732–743. <https://doi.org/10.1111/j.1365-2486.2008.01789.x>
- Pacifici, M., Visconti, P., Butchart, S. H. M., Watson, J. E. M., Cassola, F. M., & Rondinini, C. (2017). Species' traits influenced their response to recent climate change. *Nature Climate Change*, 7, 205–208. <https://doi.org/10.1038/nclimate3223>
- Parmesan, C. (2006). Ecological and evolutionary responses to recent climate change. *Annual Review of Ecology, Evolution, and Systematics*, 37(1), 637–669. <https://doi.org/10.1146/annurev.ecolsys.37.091305.110100>
- Pauchard, A., Milbau, A., Albiñ, A., Alexander, J., Burgess, T., Daehler, C., Englund, G., Essl, F., Evengård, B., Greenwood, G. B., Haider, S., Lenoir, J., McDougall, K., Muths, E., Nuñez, M. A., Olofsson, J., Pellissier, L., Rabitsch, W., Rew, L. J., ... Kueffer, C. (2016). Non-native and native organisms moving into high elevation and high latitude ecosystems in an era of climate change: New challenges for ecology and conservation. *Biological Invasions*, 18(2), 345–353. <https://doi.org/10.1007/s10530-015-1025-x>
- Peralta-Maraver, I., & Rezende, E. L. (2021). Heat tolerance in ectotherms scales predictably with body size. *Nature Climate Change*, 11(1), 58–63. <https://doi.org/10.1038/s41558-020-00938-y>
- Phillips, B. L., Brown, G. P., Travis, J. M. J., & Shine, R. (2008). Reid's paradox revisited: The evolution of dispersal kernels during range expansion. *The American Naturalist*, 172(S1), S34–S48. <https://doi.org/10.1086/588255>
- Pincebourde, S., Dillon, M. E., & Woods, H. A. (2021). Body size determines the thermal coupling between insects and plant surfaces. *Functional Ecology*, 35(7), 1424–1436. <https://doi.org/10.1111/1365-2435.13801>
- Pinsky, M. L., Comte, L., & Sax, D. F. (2022). Unifying climate change biology across realms and taxa. *Trends in Ecology & Evolution*, 37(8), 672–682. <https://doi.org/10.1016/j.tree.2022.04.011>
- Pinsky, M. L., Eikeset, A. M., McCauley, D. J., Payne, J. L., & Sunday, J. M. (2019). Greater vulnerability to warming of marine versus terrestrial ectotherms. *Nature*, 569(7754), 108–111. <https://doi.org/10.1038/s41586-019-1132-4>
- Pinsky, M. L., Worm, B., Fogarty, M. J., Sarmiento, J. L., & Levin, S. A. (2013). Marine taxa track local climate velocities. *Science*, 341(6151), 1239–1242. <https://doi.org/10.1126/science.1239352>
- Platts, P. J., Mason, S. C., Palmer, G., Hill, J. K., Oliver, T. H., Powney, G. D., Fox, R., & Thomas, C. D. (2019). Habitat availability explains variation in climate-driven range shifts across multiple taxonomic groups. *Scientific Reports*, 9(1), 15039. <https://doi.org/10.1038/s41598-019-51582-2>
- Powney, G. D., Cham, S. S. A., Smallshire, D., & Isaac, N. J. B. (2015). Trait correlates of distribution trends in the Odonata of Britain and Ireland. *PeerJ*, 3, e1410. <https://doi.org/10.7717/peerj.1410>
- Primmer, C. R., Papakostas, S., Leder, E. H., Davis, M. J., & Ragan, M. A. (2013). Annotated genes and nonannotated genomes: Cross-species use of Gene Ontology in ecology and evolution research. *Molecular Ecology*, 22(12), 3216–3241. <https://doi.org/10.1111/mec.12309>
- Radinger, J., & Wolter, C. (2014). Patterns and predictors of fish dispersal in rivers. *Fish and Fisheries*, 15(3), 456–473. <https://doi.org/10.1111/faf.12028>
- Razgour, O., Forester, B., Taggart, J. B., Bekaert, M., Juste, J., Ibáñez, C., Puechmille, S. J., Novella-Fernandez, R., Alberdi, A., & Manel, S. (2019). Considering adaptive genetic variation in climate change vulnerability assessment reduces species range loss projections. *Proceedings of the National Academy of Sciences of the United States of America*, 116(21), 10418–10423. <https://doi.org/10.1073/pnas.1820663116>
- Roman, J., & Darling, J. (2007). Paradox lost: Genetic diversity and the success of aquatic invasions. *Trends in Ecology & Evolution*, 22(9), 454–464. <https://doi.org/10.1016/j.tree.2007.07.002>
- Romanuk, T. N., Hayward, A., & Hutchings, J. A. (2011). Trophic level scales positively with body size in fishes. *Global Ecology and Biogeography*, 20, 231–240. <https://doi.org/10.1111/j.1466-8238.2010.00579.x>
- Sólymos, P., Matsuoka, S. M., Stralberg, D., Barker, N. K. S., & Bayne, E. M. (2018). Phylogeny and species traits predict bird detectability. *Ecography*, 41(10), 1595–1603. <https://doi.org/10.1111/ecog.03415>
- Salguero-Gómez, R., Jones, O. R., Jongejans, E., Blomberg, S. P., Hodgson, D. J., Mbeau-Ache, C., Zuidema, P. A., de Kroon, H., & Buckley, Y. M. (2016). Fast-slow continuum and reproductive strategies structure plant life-history variation worldwide. *Proceedings of the National Academy of Sciences of the United States of America*, 113(1), 230–235. <https://doi.org/10.1073/pnas.1506215112>
- Sambily, V. C., Jr. (1990). Interrelationships between swimming speed, caudal fin aspect ratio and body length of fishes. *Fishbyte*, 8(3), 16–20.
- Sanczuk, P., De Lombaerde, E., Haesen, S., Van Meerbeek, K., Luoto, M., Van Der Veken, B., Van Beek, E., Hermy, M., Verheyen, K., Vangansbeke, P., & De Frenne, P. (2022). Competition mediates understory species range shifts under climate change. *Journal of Ecology*, 110(8), 1813–1825. <https://doi.org/10.1111/1365-2745.13907>
- Schleuning, M., Neuschulz, E. L., Albrecht, J., Bender, I. M. A., Bowler, D. E., Dehling, D. M., Fritz, S. A., Hof, C., Mueller, T., Nowak, L., Sorensen, M. C., Böhning-Gaese, K., & Kissling, W. D. (2020). Trait-based assessments of climate-change impacts on interacting species. *Trends in Ecology & Evolution*, 35(4), 319–328. <https://doi.org/10.1016/j.tree.2019.12.010>
- Schloss, C. A., Nunez, T. A., & Lawler, J. J. (2012). Dispersal will limit ability of mammals to track climate change in the Western hemisphere. *Proceedings of the National Academy of Sciences of the United States of America*, 109(22), 8606–8611. <https://doi.org/10.1073/pnas.1116791109>
- Seebacher, F., White, C. R., & Franklin, C. E. (2015). Physiological plasticity increases resilience of ectothermic animals to climate change. *Nature Climate Change*, 5(1), 61–66. <https://doi.org/10.1038/nclimate2457>
- Sekar, S. (2012). A meta-analysis of the traits affecting dispersal ability in butterflies: Can wingspan be used as a proxy? *Journal of Animal Ecology*, 81(1), 174–184. <https://doi.org/10.1111/j.1365-2656.2011.01909.x>
- Shea, K., & Chesson, P. (2002). Community ecology theory as a framework for biological invasions. *Trends in Ecology & Evolution*, 17, 170–176. [https://doi.org/10.1016/S0169-5347\(02\)02495-3](https://doi.org/10.1016/S0169-5347(02)02495-3)
- Shoo, L. P., Williams, S. E., & Hero, J.-M. (2006). Detecting climate change induced range shifts: Where and how should we be looking? *Austral Ecology*, 31(1), 22–29. <https://doi.org/10.1111/j.1442-9993.2006.01539.x>
- Smith, M. A., & Green, D. M. (2005). Dispersal and the metapopulation paradigm in amphibian ecology and conservation: Are all amphibian populations metapopulations? *Ecography*, 28(1), 110–128. <https://doi.org/10.1111/j.0906-7590.2005.04042.x>
- Socolar, J. B., Epanchin, P. N., Beissinger, S. R., & Tingley, M. W. (2017). Phenological shifts conserve thermal niches in North American

- birds and reshape expectations for climate-driven range shifts. *Proceedings of the National Academy of Sciences of the United States of America*, 114(49), 12976–12981. <https://doi.org/10.1073/pnas.1705897114>
- Souchet, J., Gangloff, E. J., Micheli, G., Bossu, C., Trochet, A., Bertrand, R., Clobert, J., Calvez, O., Martinez-Silvestre, A., Darnet, E., Le Chevalier, H., Guillaume, O., Mossoll-Torres, M., Barthe, L., Pottier, G., Philippe, H., & Aubret, F. (2020). High-elevation hypoxia impacts perinatal physiology and performance in a potential montane colonizer. *Integrative Zoology*, 15(6), 544–557. <https://doi.org/10.1111/1749-4877.12468>
- Spence, A. R., & Tingley, M. W. (2020). The challenge of novel abiotic conditions for species undergoing climate-induced range shifts. *Ecography*, 43(11), 1571–1590. <https://doi.org/10.1111/ecog.05170>
- Steele, J. H., Brink, K. H., & Scott, B. E. (2019). Comparison of marine and terrestrial ecosystems: Suggestions of an evolutionary perspective influenced by environmental variation. *ICES Journal of Marine Science*, 76(1), 50–59. <https://doi.org/10.1093/icesjms/fsy149>
- Stenseth, N. C., & Mysterud, A. (2002). Climate, changing phenology, and other life history traits: Nonlinearity and match–mismatch to the environment. *Proceedings of the National Academy of Sciences of the United States of America*, 99(21), 13379–13381. <https://doi.org/10.1073/pnas.212519399>
- Stevens, V. M., Whitmee, S., Le Galliard, J. F., Clobert, J., Böhning-Gaese, K., Bonte, D., Brändle, M., Matthias Dehling, D., Hof, C., Trochet, A., & Baguette, M. (2014). A comparative analysis of dispersal syndromes in terrestrial and semi-terrestrial animals. *Ecology Letters*, 17(8), 1039–1052. <https://doi.org/10.1111/ele.12303>
- Storz, J. F., Scott, G. R., & Cheviron, Z. A. (2010). Phenotypic plasticity and genetic adaptation to high-altitude hypoxia in vertebrates. *Journal of Experimental Biology*, 213(24), 4125–4136. <https://doi.org/10.1242/jeb.048181>
- Sunday, J. M., Bates, A. E., Kearney, M. R., Colwell, R. K., Dulvy, N. K., Longino, J. T., & Huey, R. B. (2014). Thermal-safety margins and the necessity of thermoregulatory behavior across latitude and elevation. *Proceedings of the National Academy of Sciences of the United States of America*, 111, 5610–5615. <https://doi.org/10.1073/pnas.1316145111>
- Sunday, J. M., Pecl, G. T., Frusher, S., Hobday, A. J., Hill, N., Holbrook, N. J., Edgar, G. J., Stuart-Smith, R., Barrett, N., Wernberg, T., Watson, R. A., Smale, D. A., Fulton, E. A., Slawinski, D., Feng, M., Radford, B. T., Thompson, P. A., & Bates, A. E. (2015). Species traits and climate velocity explain geographic range shifts in an ocean-warming hotspot. *Ecology Letters*, 18(9), 944–953. <https://doi.org/10.1111/ele.12474>
- Taylor, C. M., & Hastings, A. (2005). Allee effects in biological invasions. *Ecology Letters*, 8(8), 895–908. <https://doi.org/10.1111/j.1461-0248.2005.00787.x>
- Tewksbury, J. J., Huey, R. B., & Deutsch, C. A. (2008). Putting the heat on tropical animals. *Science*, 320(5881), 1296–1297. <https://doi.org/10.1126/science.1159328>
- Thompson, L. M., Thurman, L. L., Cook, C. N., Beever, E. A., Sgrò, C. M., Battles, A., Botero, C. A., Gross, J. E., Hall, K. R., Hendry, A. P., Hoffmann, A. A., Hoving, C., LeDee, O. E., Mengelt, C., Nicotra, A. B., Niver, R. A., Pérez-Jvostov, F., Quiñones, R. M., Schuurman, G. W., ... Whiteley, A. (2023). Connecting research and practice to enhance the evolutionary potential of species under climate change. *Conservation Science and Practice*, 5(2), e12855. <https://doi.org/10.1111/csp2.12855>
- Thomson, F. J., Letten, A. D., Tamme, R., Edwards, W., & Moles, A. T. (2018). Can dispersal investment explain why tall plant species achieve longer dispersal distances than short plant species? *New Phytologist*, 217(1), 407–415. <https://doi.org/10.1111/nph.14735>
- Thorson, J. T., Maureaud, A. A., Frelat, R., Mérigot, B., Bigman, J. S., Friedman, S. T., Palomares, M. L. D., Pinsky, M. L., Price, S. A., & Wainwright, P. (2023). Identifying direct and indirect associations among traits by merging phylogenetic comparative methods and structural equation models. *Methods in Ecology and Evolution*, 14(5), 1259–1275. <https://doi.org/10.1111/2041-210X.14076>
- Thurman, L. L., Stein, B. A., Beever, E. A., Foden, W., Geange, S. R., Green, N., Gross, J. E., Lawrence, D. J., LeDee, O., Olden, J. D., Thompson, L. M., & Young, B. E. (2020). Persist in place or shift in space? Evaluating the adaptive capacity of species to climate change. *Frontiers in Ecology and the Environment*, 18(9), 520–528. <https://doi.org/10.1002/fee.2253>
- Tingley, M. W., Koo, M. S., Moritz, C., Rush, A. C., & Beissinger, S. R. (2012). The push and pull of climate change causes heterogeneous shifts in avian elevational ranges. *Global Change Biology*, 18(11), 3279–3290. <https://doi.org/10.1111/j.1365-2486.2012.02784.x>
- Tobias, J. A., Sheard, C., Pigot, A. L., Devenish, A. J. M., Yang, J., Sayol, F., Neate-Clegg, M. H. C., Alioravainen, N., Weeks, T. L., Barber, R. A., Walkden, P. A., MacGregor, H. E. A., Jones, S. E. I., Vincent, C., Phillips, A. G., Marples, N. M., Montaña-Centellas, F. A., Leandro-Silva, V., Claramunt, S., ... Schlegel, M. (2022). AVONET: Morphological, ecological and geographical data for all birds. *Ecology Letters*, 25(3), 581–597. <https://doi.org/10.1111/ele.13898>
- Travis, J. M. J., Delgado, M., Bocedi, G., Baguette, M., Bartoń, K., Bonte, D., Boulangeat, I., Hodgson, J. A., Kubisch, A., Penteriani, V., Saastamoinen, M., Stevens, V. M., & Bullock, J. M. (2013). Dispersal and species' responses to climate change. *Oikos*, 122(11), 1532–1540. <https://doi.org/10.1111/j.1600-0706.2013.00399.x>
- Trisos, C. H., Amatulli, G., Gurevitch, J., Robock, A., Xia, L., & Zambri, B. (2018). Potentially dangerous consequences for biodiversity of solar geoengineering implementation and termination. *Nature Ecology & Evolution*, 2(3), 475–482. <https://doi.org/10.1038/s41559-017-0431-0>
- Tucker, M. A., & Rogers, T. L. (2014). Examining predator–prey body size, trophic level and body mass across marine and terrestrial mammals. *Proceedings of the Royal Society B: Biological Sciences*, 281(1797), 20142103. <https://doi.org/10.1098/rspb.2014.2103>
- Urban, M. C., Zarnetske, P. L., & Skelly, D. K. (2013). Moving forward: Dispersal and species interactions determine biotic responses to climate change. *Annals of the New York Academy of Sciences*, 1297, 44–60. <https://doi.org/10.1111/nyas.12184>
- VanDerWal, J., Murphy, H. T., Kutt, A. S., Perkins, G. C., Bateman, B. L., Perry, J. J., & Reside, A. E. (2013). Focus on poleward shifts in species' distribution underestimates the fingerprint of climate change. *Nature Climate Change*, 3(3), 239–243. <https://doi.org/10.1038/nclimate1688>
- Violle, C., Navas, M.-L., Vile, D., Kazakou, E., Fortunel, C., Hummel, I., & Garnier, E. (2007). Let the concept of trait be functional! *Oikos*, 116(5), 882–892. <https://doi.org/10.1111/j.0030-1299.2007.15559.x>
- Visakorpi, K., Block, S., Pellissier, L., Levine, J. M., & Alexander, J. (2023). Eco-physiological and morphological traits explain alpine plant species' response to warming. *Functional Ecology*, 37(2), 287–301. <https://doi.org/10.1111/1365-2435.14228>
- Vitasse, Y., Ursenbacher, S., Klein, G., Bohnenstengel, T., Chittaro, Y., Delestrade, A., Monnerat, C., Rebetez, M., Rixen, C., Strebel, N., Schmidt, B. R., Wipf, S., Wohlgemuth, T., Yoccoz, N. G., & Lenoir, J. (2021). Phenological and elevational shifts of plants, animals and fungi under climate change in the European Alps. *Biological Reviews*, 96(5), 1816–1835. <https://doi.org/10.1111/brv.12727>
- von May, R., Catenazzi, A., Santa-Cruz, R., Gutierrez, A. S., Moritz, C., & Rabosky, D. L. (2019). Thermal physiological traits in tropical lowland amphibians: Vulnerability to climate warming and cooling. *PLoS One*, 14(8), e0219759. <https://doi.org/10.1371/journal.pone.0219759>
- Wallingford, P. D., Morelli, T. L., Allen, J. M., Beaury, E. M., Blumenthal, D. M., Bradley, B. A., Dukes, J. S., Early, R., Fusco, E. J., Goldberg, D. E., Ibáñez, I., Laginhas, B. B., Vilà, M., & Sorte, C. J. B. (2020).

- Adjusting the lens of invasion biology to focus on the impacts of climate-driven range shifts. *Nature Climate Change*, 10(5), 398–405. <https://doi.org/10.1038/s41558-020-0768-2>
- Weaving, H., Terblanche, J. S., Pottier, P., & English, S. (2022). Meta-analysis reveals weak but pervasive plasticity in insect thermal limits. *Nature Communications*, 13(1), 5292. <https://doi.org/10.1038/s41467-022-32953-2>
- Williams, S. E., Shoo, L. P., Isaac, J. L., Hoffmann, A. A., & Langham, G. (2008). Towards an integrated framework for assessing the vulnerability of species to climate change. *PLoS Biology*, 6(12), e325. <https://doi.org/10.1371/journal.pbio.0060325>
- Winemiller, K. O., & Rose, K. A. (1992). Patterns of life-history diversification in North American fishes: Implications for population regulation. *Canadian Journal of Fisheries and Aquatic Sciences*, 49, 2196–2218. <https://doi.org/10.1139/f92-242>
- Wright, N. A., Steadman, D. W., & Witt, C. C. (2016). Predictable evolution toward flightlessness in volant island birds. *Proceedings of the National Academy of Sciences of the United States of America*, 113(17), 4765–4770. <https://doi.org/10.1073/pnas.1522931113>
- Zettlemoyer, M. A., & Peterson, M. L. (2021). Does phenological plasticity help or hinder range shifts under climate change? *Frontiers in Ecology and Evolution*, 9, 689192. <https://doi.org/10.3389/fevo.2021.689192>

SUPPORTING INFORMATION

Additional supporting information can be found online in the Supporting Information section at the end of this article.

How to cite this article: Comte, L., Bertrand, R., Diamond, S., Lancaster, L. T., Pinsky, M. L., Scheffers, B. R., Baecher, J. A., Bandara, R. M. W. J., Chen, I.-C., Lawlor, J. A., Moore, N. A., Oliveira, B. F., Murienne, J., Rolland, J., Rubenstein, M. A., Sunday, J., Thompson, L. M., Villalobos, F., Weiskopf, S. R., & Lenoir, J. (2024). Bringing traits back into the equation: A roadmap to understand species redistribution. *Global Change Biology*, 30, e17271. <https://doi.org/10.1111/gcb.17271>