



HAL
open science

Patient preferences for adalimumab in inflammatory bowel disease: a nationwide study from the GETAID

Bénédicte Caron, Philippe Seksik, Anthony Buisson, Pauline Wils, Guillaume Savoye, Carmen Stefanescu, David Laharie, Lucas Guillo, Vered Abitbol, Joelle Bonnet, et al.

► To cite this version:

Bénédicte Caron, Philippe Seksik, Anthony Buisson, Pauline Wils, Guillaume Savoye, et al.. Patient preferences for adalimumab in inflammatory bowel disease: a nationwide study from the GETAID. *Therapeutic Advances in Gastroenterology*, 2024, 17, pp.17562848241265776. 10.1177/17562848241265776 . hal-04671762

HAL Id: hal-04671762

<https://u-picardie.hal.science/hal-04671762v1>

Submitted on 8 Nov 2024



HAL is a multi-disciplinary open access archive for the deposit and dissemination of scientific research documents, whether they are published or not. The documents may come from teaching and research institutions in France or abroad, or from public or private research centers.

L'archive ouverte pluridisciplinaire **HAL**, est destinée au dépôt et à la diffusion de documents scientifiques de niveau recherche, publiés ou non, émanant des établissements d'enseignement et de recherche français ou étrangers, des laboratoires publics ou privés.



Distributed under a Creative Commons Attribution - NonCommercial 4.0 International License

Patient preferences for adalimumab in inflammatory bowel disease: a nationwide study from the GETAID

Bénédicte Caron, Philippe Seksik, Anthony Buisson, Pauline Wils, Guillaume Savoye, Carmen Stefanescu, David Laharie, Lucas Guillo, Vered Abitbol, Joelle Bonnet, Romain Altwegg, Lucine Vuitton, Driffa Moussata, Arnaud Bourreille, Amélie Biron, Cyrielle Gilletta, Mathurin Fumery, Stephane Nahon, Stephane Nancey , Houda Camara and Laurent Peyrin-Biroulet , on behalf of the GETAID PREFERADA study group

Abstract

Background: Several adalimumab preparations are now available for patients with inflammatory bowel disease (IBD). Comparative satisfaction and tolerability are unknown.

Objectives: This study investigated IBD patient satisfaction with approved adalimumab biosimilars and their originator.

Design: In this cross-sectional study, we included 941 consecutive adalimumab-treated patients with IBD across 45 centres affiliated with the Groupe d'Etude Therapeutique des Affections Inflammatoires du tube Digestif who completed a satisfaction questionnaire comprising four items each rated by a 10-point scale.

Methods: The differences in responses were performed using a one-way analysis of variance followed by Tukey's honest significant difference test.

Results: The most commonly used drugs at inclusion were Humira® (436/941, 46.3%), Amgevita® (177/941, 18.8%) and Hulio® (105/941, 11.2%). The mean overall satisfaction rate with adalimumab was 8.5 (standard deviation 1.8). Overall satisfaction was significantly higher in patients treated with Humira (8.6 (1.5)), Hulio (8.6 (1.8)) or Amgevita (8.5 (1.4)) ($p < 0.05$). Satisfaction with the subcutaneous injection form was higher for patients treated with Yuflyma® (9.0 (1.4)), Humira (8.9 (1.3)) and Hulio (8.9 (1.7)) ($p < 0.05$). A total of 299 patients (31.8%) described injection site reactions. In all, 223 patients (23.7%) reported being previously treated with another adalimumab of which (32/223, 14.3%) discontinued treatment due to side effects.

Conclusion: In this real-world setting, patients with IBD had a high level of satisfaction with adalimumab treatment, with some differences in terms of overall satisfaction and satisfaction with the injection device.

Keywords: adalimumab, inflammatory bowel disease, preference, satisfaction

Received: 4 March 2024; revised manuscript accepted: 1 June 2024.

Introduction

Adalimumab is indicated for the treatment of moderately to severely active Crohn's disease (CD) and ulcerative colitis (UC).^{1,2} Humira® is the adalimumab reference product, and

biosimilars have been approved with the same indications of the reference product: Amgevita®, Amsparity®, Hukydra®, Hulio®, Hyrimoz®, Idacio®, Imraldi® and Yuflyma® (Supplemental Table 1).^{3–11}

Ther Adv Gastroenterol

2024, Vol. 17: 1–11

DOI: 10.1177/
17562848241265776

© The Author(s), 2024.
Article reuse guidelines:
sagepub.com/journals-
permissions

Correspondence to:
Laurent Peyrin-Biroulet
Department of
Gastroenterology, Nancy
University Hospital, 1 Allée
du Morvan, Vandœuvre-
lès-Nancy 54511, France

Inserm NGERE U1256,
University of Lorraine,
Nancy, France

INFINI Institute, Nancy
University Hospital,
Vandœuvre-lès-Nancy,
France

FHU-CURE, Nancy
University Hospital,
Vandœuvre-lès-Nancy,
France

Division of
Gastroenterology and
Hepatology, McGill
University Health Centre,
Montreal, QC, Canada
peyrinbiroulet@gmail.com

Bénédicte Caron
Department of
Gastroenterology, Nancy
University Hospital,
Vandœuvre-lès-Nancy,
France

Inserm, NGERE, University
of Lorraine, Nancy, France

INFINI Institute, Nancy
University Hospital,
Vandœuvre-lès-Nancy,
France

FHU-CURE, Nancy
University Hospital,
Vandœuvre-lès-Nancy,
France

Philippe Seksik
Department of
Gastroenterology, CRSA,
Sorbonne Université,
INSERM, APHP, Hôpital
Saint-Antoine, Paris,
France

Anthony Buisson
Université Clermont
Auvergne, 3iHP, CHU
Clermont-Ferrand,
Service d'Hépatolo-
Gastroentérologie, Inserm
U1071, M2ISH, USC-INRA
2018, Clermont-Ferrand,
France

Pauline Wils

U1286-INFINITE, Institute for Translational Research in Inflammation, Université de Lille, Inserm, CHU Lille, Lille, France

Guillaume Savoye

Department of Gastroenterology, Rouen University Hospital, UMR 1073, University of Rouen Normandy, Rouen, France

Carmen Stefanescu

Gastroenterology, IBD and Nutritional Support Department, Hôpital Beaujon, Clichy, France

Groupe Hospitalier Privé Ambroise Paré, Paris IBD Center, Neuilly sur Seine, France

David Laharie

Department of Gastroenterology, CHU de Bordeaux, Centre Médico-chirurgical Magellan, Hôpital Haut-Lévêque, Université de Bordeaux, INSERM CIC 1401, Bordeaux, France

Lucas Guillo

Department of Gastroenterology, University Hospital of Marseille Nord, University of Aix-Marseille, Marseille, France

Vered Abitbol

Department of Gastroenterology, Cochin University Hospital, Paris, France

Joelle Bonnet

Gastroenterology Department, AP-HP, Hôpital Saint-Louis, Lariboisière, Paris, France

Romain Altwegg

Department of Gastroenterology, Saint-Eloi Hospital, University Hospital of Montpellier, Montpellier, France

Lucine Vuitton

Department of Gastroenterology, Besançon University Hospital and INSERM UMR RIGHT, Franche-Comté university, Besançon, France

Driffa Moussata

Department of Hepato-Gastroenterology, University Hospital of Tours, Tours, France

Arnaud Bourreille

CHU Nantes, Institut des Maladies de l'Appareil Digestif, CIC Inserm 1314, Nantes Université, Nantes, France

Amélie Biron

Department of Gastroenterology, Reims University Hospital, Reims, France

Table 1. Patient characteristics.

Characteristic	Total (n=941)
Male gender, n (%)	463 (49.2)
Age at inclusion (year), median (IQR)	40 (21)
Current smoker, n (%)	187 (19.9)
Time since diagnosis (year), median (IQR)	11 (14)
Type of inflammatory bowel disease (%)	
Crohn's disease	797 (84.7)
Ulcerative colitis	141 (15.0)
History of intestinal resection, n (%)	315 (33.5)
Clinical remission, n (%)	756 (80.3)
Current treatment, n (%)	
Amgevita	177 (18.8)
Amsparity	8 (0.9)
Hukyndra	1 (0.1)
Hulio	105 (11.2)
Humira	436 (46.3)
Hyrimoz	54 (5.7)
Idacio	67 (7.1)
Imraldi	40 (4.3)
Yuflyma	53 (5.6)
IQR, interquartile range.	

Many patients in Europe have been switched from Humira to an adalimumab biosimilar. Several studies investigating the switch from an originator biologic to a biosimilar, from a biosimilar to another biosimilar or multiple switches demonstrated comparable safety and efficacy to the reference biologic.^{12–16} There remain differences in formulation, device specifications and dosage forms across the biosimilars. The different formulations between adalimumab biosimilars are compared and the reference product is significant, as the presence of citrate or differences in vial volumes may be associated with injection-site reactions.¹⁷ This is an important

factor in increasing the confidence of healthcare professionals and patients in using such a formulation.¹⁷

Currently, the use of a particular adalimumab is generally based on non-medical considerations (e.g. costs or additional services for patients).¹⁷ To our knowledge, no data are available for comparisons between biosimilars of adalimumab regarding satisfaction and tolerability, which are unknown. Patient satisfaction with treatment is positively associated with treatment adherence.¹⁸ We need to look beyond efficacy and safety by investigating patient satisfaction to be able to make the right choice. This nationwide study from the Groupe d'Etude Therapeutique des Affections Inflammatoires du tube Digestif (GETAID) is the first to investigate IBD patient preferences for adalimumab.

Methods

Study design

We performed a cross-sectional multicentre survey in 45 centres affiliated with the GETAID. The survey was conducted between 26 September and 7 October 2022, and 5 and 16 December 2022. All consecutive outpatients with inflammatory bowel disease (IBD) who were seen in the outpatient clinic or infusion unit were eligible and were asked to participate in the survey. Inclusion criteria were as follows: (1) age > 18 years; (2) diagnosis of CD or UC based on European Crohn's and Colitis Organisation (ECCO) criteria; and (3) current treatment with the same adalimumab for at least 3 months. This study was conducted in accordance with French ethics and legal principles through reference methodology MR-004, supervised by and registered in the GETAID. The reporting of this study conforms to the Consensus-Based Checklist for Reporting of Survey Studies statement.¹⁹ All authors reviewed and approved the final manuscript.

Survey instrument

The satisfaction questionnaire was developed and validated by the investigators. The paper questionnaire was distributed consecutively to patients by their gastroenterologist, retrieved during the visit and entered into an anonymous electronic database. The questionnaire comprised 16 questions and was completed by the patients. The

assistance of a gastroenterologist was possible if needed.

The questionnaire was designed to explore the following items:

- Patient characteristics, including gender, weight and height, smoking status, age at diagnosis of IBD, type of IBD, duration of IBD, history of intestinal resection, disease activity at inclusion and current treatment.
- Treatment characteristics, including dose, duration, subcutaneous injection form, injection kit and support services.
- Patients' overall satisfaction with adalimumab, satisfaction with the subcutaneous injection form, satisfaction with the injection kit and satisfaction with support services that were measured using a 10-point visual analogue scale.
- Injection site reactions (including itchy skin, pain, swelling, redness) and need for treatment for injection site reactions.
- Previous treatment with other adalimumab preparations.

Study objectives

The primary outcome was the total satisfaction score. Secondary outcomes were satisfaction with the subcutaneous injection form, satisfaction with the injection kit, and satisfaction with support services and safety.

Statistical analysis

Quantitative variables were expressed as median (interquartile range). Qualitative variables were given as numbers (percentages). Patient satisfaction was expressed for each question as means and standard deviations (SD). Continuous variables were compared by Student's *t*-test and categorical variables by Fisher's exact test or Chi-square test, as appropriate.

Univariate comparison of items in the satisfaction questionnaire was assessed by one-way analysis of variance followed by Tukey's honest significant difference test.

All statistical analyses were performed using R (version 4.3.1, R Core Team, Vienna, Austria).

The statistical significance level was defined as $p < 0.05$.

Results

Patient characteristics

A total of 941 patients were included in this study. Baseline characteristics are shown in Table 1. There were 463 men (49.2%), the median age at inclusion was 40 (21) years and 187 patients (19.9%) were active smokers. There were 797 patients (84.7%) with CD and 141 patients (15.0%) with UC. The median time since diagnosis was 11 (14) years. Intestinal resections for IBD were performed in 315 patients (33.5%). Most patients were in clinical remission at inclusion (756/941, 80.3%).

The drugs used at inclusion were Humira (436/941, 46.3%), Amgevita (177/941, 18.8%), Hulio (105/941, 11.2%), Idacio (67/941, 7.1%), Hyrimoz (54/941, 5.7%), Yuflyma (53/941, 5.6%), Imraldi (40/941, 4.3%), Amsparity (8/941, 0.9%) and Hukyndra (1/941, 0.1%).

Treatment characteristics

The median treatment duration was 25 (48) months (Table 2). Most patients (548/941, 58.2%) received 40 mg of adalimumab every 2 weeks. Among this cohort, 379 patients (40.3%) needed dose escalation: 192 patients (20.4%) received 40 mg every week, 132 (14.0%) received 80 mg every 2 weeks and 55 (5.8%) received 80 mg every week. Among patients who received 80 mg every 2 weeks or 80 mg every week, 79.7% (149/187) were treated with Humira.

The majority of patients (83.4%) used pens for subcutaneous injection of adalimumab and injected themselves (85.7%).

Regarding injection kits, 46.1% of patients received a cooling wallet, 45.9% a leaflet, 31.6% a patient booklet and 26.2% an alcohol pad with treatment. One-third of patients (300/941, 31.9%) did not receive an injection kit at induction.

Most patients (654/941, 69.5%) did not use support services such as assistance calls, website access or video demonstrations, and 17.1% of patients reported that no support service was offered.

Cyrielle Gilletta
Gastroenterology
Department, Toulouse
University Hospital,
Toulouse, France

Mathurin Fumery
Department of
Gastroenterology, Amiens
University Hospital,
Picardie University,
Amiens, France

Stephane Nahon
Gastroenterology Division,
Groupe Hospitalier
Intercommunal Le Raincy-
Montfermeil, Montfermeil,
France

Stephane Nancey
Department of
Gastroenterology, INSERM
U1111 – CIRI, Hospices
Civils de Lyon, Lyon-Sud
Hospital, Lyon, France

Houda Camara
Unit of Methodology,
Data Management and
Statistics, Nancy University
Hospital, Vandœuvre-lès-
Nancy, France

Table 2. Treatment characteristics.

	Total, n=941	Amgevita, n=177	Amsparity, n=8	Hukyndra, n=1	Hulio, n=105	Humira, n=436	Hyrimoz, n=54	Idacio, n=67	Imraldi, n=40	Yuflyma, n=53
Treatment dose, n (%)										
40 mg every week	192 (20.4)	37 (20.9)	0 (0)	1 (100)	24 (22.9)	80 (18.3)	13 (24.1)	16 (23.9)	14 (35.0)	7 (13.2)
40 mg every 2 weeks	548 (58.2)	128 (72.3)	7 (87.5)	0 (0)	76 (72.4)	202 (46.3)	33 (61.1)	40 (59.7)	25 (62.5)	37 (69.8)
40 mg every 3 weeks	7 (0.7)	1 (0.6)	0 (0)	0 (0)	2 (1.9)	1 (0.2)	0 (0)	1 (1.5)	0 (0)	2 (3.8)
40 mg every 4 weeks	2 (0.2)	1 (0.6)	0 (0)	0 (0)	0 (0)	1 (0.2)	0 (0)	0 (0)	0 (0)	0 (0)
80 mg every week	55 (5.8)	1 (0.6)	1 (12.5)	0 (0)	1 (0.9)	45 (10.3)	2 (3.7)	2 (3.0)	1 (2.5)	2 (3.8)
80 mg every 2 weeks	132 (14.0)	8 (4.5)	0 (0)	0 (0)	2 (1.9)	104 (23.8)	5 (9.2)	8 (11.9)	0 (0)	5 (9.4)
80 mg every 3 weeks	1 (0.1)	0 (0)	0 (0)	0 (0)	0 (0)	1 (0.2)	0 (0)	0 (0)	0 (0)	0 (0)
Treatment duration (month), median (IQR)	25 (48)	24 (24)	6 (1.5)	NA	14 (16)	60 (72)	13 (21.2)	23 (16)	24 (22.2)	6 (6)
Subcutaneous injection form, n (%)										
Pens	785 (83.4)	158 (89.3)	8 (100)	0 (0)	90 (85.7)	352 (80.7)	44 (81.5)	56 (83.6)	30 (75)	47 (88.7)
Syringes	146 (15.5)	18 (10.2)	0 (0)	1 (100)	14 (13.3)	80 (18.3)	7 (13.0)	10 (14.9)	10 (25)	6 (11.3)
Subcutaneous injection provider, n (%)										
Patient	807 (85.7)	145 (81.9)	6 (75)	1 (100)	92 (87.6)	381 (87.4)	45 (83.3)	54 (80.6)	37 (92.5)	46 (86.8)
Family member	38 (4.0)	8 (4.5)	1 (12.5)	0 (0)	3 (2.8)	10 (2.3)	5 (9.2)	5 (7.5)	2 (5)	4 (7.5)
Nurse	47 (5.0)	5 (2.8)	0 (0)	0 (0)	6 (5.7)	24 (5.5)	3 (5.5)	5 (7.5)	1 (2.5)	3 (5.7)
Injection kit, n (%)										
Patient booklet	297 (31.6)	49 (27.7)	2 (25)	1 (100)	25 (23.8)	134 (30.7)	17 (31.5)	28 (41.8)	13 (32.5)	28 (52.8)
Alcohol pad	247 (26.2)	9 (5.1)	4 (50)	0 (0)	33 (31.4)	142 (32.6)	2 (3.7)	15 (22.4)	15 (37.5)	27 (50.9)
Leaflet	432 (45.9)	92 (9.8)	4 (50)	0 (0)	46 (43.8)	189 (43.3)	22 (40.7)	31 (46.3)	19 (47.5)	29 (54.7)
Cooling wallet	434 (46.1)	85 (9.0)	1 (12.5)	0 (0)	44 (41.9)	205 (47.0)	23 (42.6)	25 (37.3)	21 (44.7)	30 (56.6)
No	300 (31.9)	65 (36.7)	3 (37.5)	0 (0)	32 (30.5)	134 (30.7)	24 (44.4)	20 (29.8)	8 (20)	14 (26.4)
Support services, n (%)										
Assistance call	48 (5.1)	5 (2.8)	1 (12.5)	0 (0)	5 (4.8)	23 (5.3)	3 (5.5)	5 (7.5)	2 (5)	4 (7.5)
Website	35 (3.7)	3 (1.7)	0 (0)	1 (100)	2 (1.9)	13 (3.0)	1 (1.8)	8 (11.9)	4 (10)	3 (5.7)
Video	24 (2.5)	3 (1.7)	0 (0)	0 (0)	1 (0.9)	14 (3.2)	0 (0)	3 (4.5)	0 (0)	3 (5.7)
No support used	654 (69.5)	145 (81.9)	5 (62.5)	0 (0)	74 (70.5)	299 (68.6)	31 (57.4)	36 (53.7)	27 (67.5)	37 (69.8)
No support offered	161 (17.1)	18 (10.2)	2 (25)	0 (0)	21 (20)	73 (16.7)	16 (29.6)	16 (23.9)	7 (17.5)	8 (15.1)
IQR, interquartile range.										

Table 3. Patient satisfaction.

Question	Rating	Total							
		1	1	3	4	4	6	7	8
How is your overall satisfaction? Mean (SD)	Very unsatisfied = 0	102/105	432/436	176/177	54/54	67/67	40/40	53/53	8/8
	Very satisfied = 10	8.6 (1.8)	8.6 (1.5)	8.5 (1.4)	8.2 (1.8)	8.2 (1.5)	8.2 (1.7)	7.8 (2.1)	6.5 (2.3)
How is your satisfaction with the subcutaneous injection form? Mean (SD)	Very unsatisfied = 0	53/53	103/105	426/436	177/177	54/54	67/67	37/40	8/8
	Very satisfied = 10	9.0 (1.4)	8.9 (1.7)	8.9 (1.3)	8.7 (1.6)	8.5 (1.6)	8.1 (2.2)	7.8 (2.2)	7.2 (2.5)
How is your satisfaction with the injection kit? Mean (SD)	Very unsatisfied = 0	5/8	26/40	39/53	111/177	43/67	275/436	30/54	66/105
	Very satisfied = 10	8.8 (1.3)	8.1 (2.4)	8.1 (1.9)	7.7 (2.0)	7.7 (2.4)	7.6 (2.3)	7.6 (2.6)	7.3 (2.5)
How is your satisfaction with support services? Mean (SD)	Very unsatisfied = 0	113/177	26/53	21/40	43/67	72/105	267/436	27/54	6/8
	Very satisfied = 10	6.0 (3.1)	5.4 (2.7)	5.2 (2.7)	5.1 (3.4)	5.0 (3.3)	4.7 (3.5)	4.5 (3.7)	3.8 (4.7)

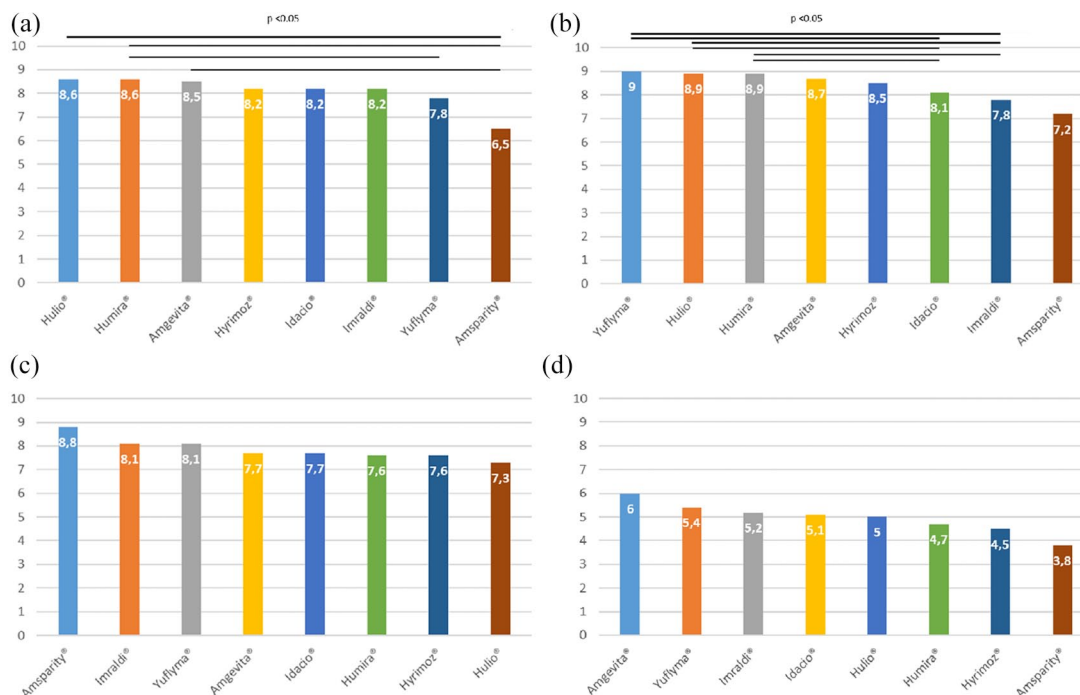


Figure 1. Patients' satisfaction with adalimumab. (a) Overall satisfaction with adalimumab; (b) Satisfaction about subcutaneous injection form; (c) Satisfaction about injection kit; (d) Satisfaction about support services.

Patients' satisfaction

In the global cohort, the mean overall satisfaction rate with adalimumab was 8.5 (1.8) (Table 3). Overall satisfaction rates were 8.6 (1.5) for patients receiving Humira, 8.6 (1.8) for Hulio, 8.5 (1.4) for Amgevita, 8.2 (1.8) for Hyrimoz, 8.2 (1.5) for Idacio, 8.2 (1.7) for Imraldi, 7.8 (2.1) for Yuflyma and 6.5 (2.3) for Amsparity ($p < 0.001$) (Figure 1(a)). Overall satisfaction was significantly higher in patients treated with Humira than in patients receiving Amsparity ($p = 0.007$) or Yuflyma ($p = 0.027$). Overall satisfaction was significantly higher in patients treated with Hulio than Amsparity ($p = 0.008$). Overall satisfaction was significantly higher in patients treated with Amgevita than Amsparity ($p = 0.014$).

In the global cohort, mean satisfaction rates were 8.7 (1.6) with a pen and 8.7 (1.5) with a syringe. Satisfaction with subcutaneous injection form rates were 9.0 (1.4) for patients receiving Yuflyma, 8.9 (1.3) for Humira, 8.9 (1.7) for Hulio, 8.7 (1.6) for Amgevita, 8.5 (1.6) for Hyrimoz, 8.1 (2.2) for Idacio, 7.8 (2.2) for Imraldi and 7.2 (2.5) for Amsparity ($p < 0.001$) (Figure 1(b)). Satisfaction with the subcutaneous injection form was higher for patients treated with Yuflyma, Humira and Hulio than in patients receiving

Idacio ($p = 0.048$, $p = 0.002$ and $p = 0.044$, respectively) or Imraldi ($p = 0.019$, $p = 0.002$ and $p = 0.02$, respectively).

Satisfaction with injection kit rates were 8.8 (1.3) for patients treated with Amsparity, 8.1 (2.4) for Imraldi, 8.1 (1.9) for Yuflyma, 7.7 (2.0) for Amgevita, 7.7 (2.4) for Idacio, 7.6 (2.3) for Humira, 7.6 (2.6) for Hyrimoz and 7.3 (2.5) for Hulio ($p = 0.602$) (Figure 1(c)).

Satisfaction with support services rates were 6.0 (3.1) for patients treated with Amgevita, 5.4 (2.7) for Yuflyma, 5.2 (2.7) for Imraldi, 5.1 (3.4) for Idacio, 5.0 (3.3) for Hulio, 4.7 (3.5) for Humira, 4.5 (3.7) for Hyrimoz and 3.8 (4.7) for Amsparity ($p = 0.111$) (Figure 1(d)).

No factors were associated with overall satisfaction with adalimumab.

Safety

A total of 299 patients (31.8%) reported injection site reactions as redness (44.1%), pain (41.5%), swelling (31.8%) and itchy skin (29.8%) (Table 4). Twenty-six (8.7%) patients needed treatment for injection site reactions.

Table 4. Safety.

Treatment	Injection site reaction, <i>n</i> (%)	Itchy skin, <i>n</i> (%)	Pain, <i>n</i> (%)	Swelling, <i>n</i> (%)	Redness, <i>n</i> (%)	Need for treatment for injection site reaction, <i>n</i> (%)
Total, <i>n</i> = 941	299 (31.8)	89 (29.8)	124 (41.5)	95 (31.8)	132 (44.1)	26 (8.7)
Amgevita, <i>n</i> = 177	41 (23.2)	12 (29.3)	20 (48.8)	17 (41.5)	18 (43.9)	5 (12.2)
Amsparity, <i>n</i> = 8	4 (50)	0 (0)	3 (75)	1 (25)	2 (50)	0 (0)
Hukyndra, <i>n</i> = 1	1 (100)	0 (0)	0 (0)	0 (0)	1 (100)	1 (100)
Hulio, <i>n</i> = 105	18 (17.1)	1 (5.5)	7 (38.9)	4 (22.2)	9 (50)	1 (5.5)
Humira, <i>n</i> = 436	147 (33.7)	55 (37.4)	45 (30.6)	61 (41.5)	71 (48.3)	11 (7.5)
Hyrimoz, <i>n</i> = 54	15 (27.8)	1 (6.7)	11 (73.3)	0 (0)	4 (26.7)	2 (13.3)
Idacio, <i>n</i> = 67	32 (47.8)	7 (21.9)	18 (56.2)	4 (12.5)	11 (34.4)	2 (6.2)
Imraldi, <i>n</i> = 40	20 (50)	3 (15)	12 (60)	6 (30)	8 (40)	1 (5)
Yuflyma, <i>n</i> = 53	21 (39.6)	8 (38.1)	8 (38.1)	2 (9.5)	8 (38.1)	3 (14.3)

Injection site reactions were reported for 50% of patients treated with Amsparity or Imradi, 47.8% for Idacio, 39.6% for Yuflyma, 33.7% for Humira, 27.8% for Hyrimoz, 23.2% for Amgevita and 17.1% for Hulio.

Switching process

In all, 223 patients (23.7%) reported being previously treated with another adalimumab preparation: Humira (171/223, 76.7%), Amgevita (18/223, 8.1%), Imraldi (8/223, 3.6%), Hulio (7/223, 3.1%), Hyrimoz (7/223, 3.1%) and Idacio (5/223, 2.2%) (Table 5).

Among them, 32 patients (14.3%) discontinued treatment because of side effects, most of them (23/28, 82.1%) were treated with biosimilars: Amgevita (8/18, 44.4%), Imraldi (4/8, 50%), Hulio (4/7, 57.1%), Hyrimoz (3/7, 42.8%) and Idacio (4/5, 80%). In all, 14 patients (43.7%) reported persistent injection site reactions after switching adalimumab preparations.

Discussion

Adalimumab biosimilars have previously demonstrated equivalent efficacy, safety and immunogenicity to the reference product. Although some previous studies have investigated the knowledge and perception of adalimumab biosimilars, patient satisfaction remained unclear. For the first time,

Table 5. Switching process.

	Total, <i>n</i> = 223	Adverse event, <i>n</i> (%)
Amgevita	18 (8.1)	8 (44.4)
Hulio	7 (3.1)	4 (57.1)
Humira	171 (76.7)	9 (5.3)
Hyrimoz	7 (3.1)	3 (42.8)
Idacio	5 (2.2)	4 (80)
Imraldi	8 (3.6)	4 (50)

this observational survey was designed to assess patients' preferences with adalimumab. Over two 2-week periods, 941 consecutive outpatients from 45 GETAID centres responded to this survey. In this large multicentre study, we observed a high level of satisfaction with adalimumab treatment. We highlighted higher overall satisfaction when patients received Hulio, Humira or Amgevita in comparison to Yuflyma and Amasparity. Satisfaction with the subcutaneous injection form was high, as previously described in other studies on adalimumab biosimilars.¹⁵ We observed a higher satisfaction rate with the subcutaneous injection device when patients received Yuflyma, Hulio or Humira compared to Idacio or Imraldi. Our results suggest that patients with IBD-treated adalimumab did not need additional support like digital platforms, video or assistance calls.

The route of treatment, frequency of administration, related adverse events and the impact on the patient's quality of life may influence patient satisfaction with treatment.²⁰ Treatment compliance, persistence and adherence are influenced by patient satisfaction with treatment.¹⁸ Shared decision-making is a process in which both patients and healthcare professionals are involved. This strategy is of considerable interest because it allows patients' preferences to be integrated into decision-making.²⁰⁻²² When several treatment options can have different effects on patients' quality of life, it makes sense to choose the best treatment option together with the patient. Their active participation in the decision-making process could improve the treatment's effectiveness.²⁰

Humira was originally formulated with a citrate buffer and administered at 50 mg/ml in a latex-containing device with a 27-gauge needle. Injection site reactions, including pain on injection, were described and led to a modification of the buffer formulation to eliminate certain excipients, notably citrate and citric acid, a reduction in the size of the needle and the elimination of latex, all of which are thought to be responsible for the pain.²³ Larger volumes may cause pain at the injection site. The volume per injection has therefore been revised from 0.8 to 0.4 ml while continuing to deliver 40 mg per injection.²³ By modifying Humira's formulation and injection device, pain on injection has been resolved.²⁴ Biosimilars were first introduced in the early 2010s based on the demonstration of pharmacokinetics and clinical biosimilarity with an originator.^{25,26} In 2022, eight biosimilars were available on the French market. Some of the differences between all of the approved adalimumab biosimilars and reference product stem from their formulations and delivery device parameters. Amgevita, Amsparity, Hukyndra, Hulio, Humira and Yuflyma had all eliminated citrate buffers from their formulations. All adalimumab, except Amgevita, had removed latex in their delivery devices. Hukyndra, Humira and Yuflyma offered lower-volume options. Our results suggest that patients treated with an adalimumab formulation without citrate buffers, without latex and a reduced volume per injection had a higher satisfactory.

Our study has several limitations. First, our findings cannot be extrapolated to other healthcare

systems. Second, such a cross-sectional study provides limited changes over time through the management of IBD. A difference was observed in the duration of treatment with Amsparity and Yuflyma (6 months) compared to the treatment duration with the rest. Yuflyma, Amsparity and Hukyndra were the last adalimumab biosimilars available in France, which explains the difference in treatment duration. There may be a memory bias, particularly concerning the reporting of adverse events in patients who have received more than one adalimumab. No information on patient satisfaction with the different adalimumab regimens received was available, but only with the current one. Last, our questionnaire was developed only with physicians and did not involve patients. This first cohort has also some strengths, such as a multicentre national study design and the cohort size. This study is the first to provide data on the patient's preferences for adalimumab in inflammatory bowel disease.

The healthcare, patient and payer financial landscape in most European countries have been transformed by the availability of adalimumab biosimilars.²³ Indeed, this has led to a substantial reduction in the cost of treatment for IBD, resulting in improved access to biologics.^{17,27} The main purpose of the current study was to obtain a global perspective on the management of patients receiving adalimumab as IBD treatment from the patient's point of view. This satisfaction questionnaire provides useful information for improving daily practice with our patients and optimizing all parameters of biosimilars. Recently, Imraldi's new formulation has been developed to provide an optimized Imraldi injection with a low injection volume and a citrate-free formulation.

Conclusion

In conclusion, this study demonstrated a high level of satisfaction among IBD patients with their adalimumab treatment. Our results suggest a benefit for Hulio, Humira and Amgevita in terms of overall satisfaction, and for Yuflyma, Hulio or Humira in terms of satisfaction with the injection device. Satisfaction measurement is therefore an essential tool for optimal patient care. Patient preferences could possibly have implications, along with other treatment considerations, for future treatment decisions in the management of patients with IBD.

Declarations

This study was conducted in accordance with French ethics and legal principles through reference methodology MR-004, supervised by and registered in the GETAID.

Author's note

GETAID PREFERADA study group: Morgane Amil, Guillaume Bouguen, Julien Kirchgessner, Isabelle Nion-Larmurier, Guillaume Cadiot, Maria Nachury, Guillaume Le Cosquer, Ludovic Caillo, Laurianne Plataras, Mathieu Uzzan, Aurélien Amiot, Catherine Reenaers, Calina Atanasiu, Xavier Hebuterne, Cléa Rouillon, Marion Simon, Pauline Rivière, Florian Poullenot, Nina Dib, Maëva Charkaoui, Félix Goutorbe, Anne-Laure Pelletier, Nicolas Dubeau, Thomas Bazin, Lore Billiauws, Sophie Geyls, Olivier Dewit, Mehdi Kaassis, Nicolas Mathieu, Pascal Juillerat, Céline Montuclard, Noemie Tavernier and Mathias Vidon.

Ethics approval and consent to participate

Not applicable.

Consent for publication

Not applicable.

Author contributions

Bénédicte Caron: Conceptualization; Formal analysis; Investigation; Methodology; Writing – original draft.

Philippe Seksik: Investigation; Writing – review & editing.

Anthony Buisson: Investigation; Writing – review & editing.

Pauline Wils: Investigation; Writing – review & editing.

Guillaume Savoye: Investigation; Writing – review & editing.

Carmen Stefanescu: Investigation; Writing – review & editing.

David Laharie: Investigation; Writing – review & editing.

Lucas Guillo: Investigation; Writing – review & editing.

Vered Abitbol: Investigation; Writing – review & editing.

Joelle Bonnet: Investigation; Writing – review & editing.

Romain Altwegg: Investigation; Writing – review & editing.

Lucine Vuitton: Investigation; Writing – review & editing.

Driffa Moussata: Investigation; Writing – review & editing.

Arnaud Bourreille: Investigation; Writing – review & editing.

Amélie Biron: Investigation; Writing – review & editing.

Cyrielle Gilletta: Investigation; Writing – review & editing.

Mathurin Fumery: Investigation; Writing – review & editing.

Stephane Nahon: Investigation; Writing – review & editing.

Stephane Nancey: Investigation; Writing – review & editing.

Houda Camara: Formal analysis; Methodology; Writing – review & editing.

Laurent Peyrin-Biroulet: Conceptualization; Investigation; Methodology; Writing – review & editing.

Acknowledgements

None.

Funding

The authors received no financial support for the research, authorship and/or publication of this article.

Competing interests

B. Caron reports lecture and/or consulting fees from Abbvie, Amgen, Celtrion, Ferring, Galapagos, Janssen, Lilly and Takeda. P. Seksik received consulting fees from Takeda, Abbvie, Merck-MSD, Biocodex, Janssen, Amgen, Astellas and Pfizer and grants from Biocodex and Janssen. A. Buisson declares consulting fees from Abbvie, Amgen, Arena, Biogen, Celltrion Healthcare, CTMA, Galapagos, Janssen, MSD, Nexbiome, Pfizer, Roche, Takeda and Tillotts; lecture fees for Abbvie, Amgen, Biogen, Galapagos, Janssen, Mayoli-Spindler, MSD, Norgine, Pfizer, Roche, Takeda, Tillotts and Vifor Pharma; research grants from Abbvie, Celltrion Healthcare, Janssen, Lilly, Pfizer and Takeda. P. Wils declares lecture and/or consulting fees from Abbvie, Biogen, Celltrion, Ferring, Janssen, Pfizer, Lilly, Takeda and Amgen. G. Savoye reports travel from Janssen. C. Stefanescu declares lecture and/or consulting fees from Abbvie, Amgen, Biogen, Celltrion, Ferring, Gilead, Janssen, Pfizer, Lilly,

Takeda, Tillots. D. Laharie declares counselling, boards, transports or fees from Abbvie, Amgen, Biogen, Celltrion, Ferring, Galapagos, Janssen, Lilly, MSD, Pfizer, Prometheus, Roche, Takeda. L. Guillo declares consulting fees for Abbvie. V. Abitbol has received lecture fees from Amgen, Biogen, Mylan, Sandoz, Pfizer, Takeda, Janssen, Tillots, Gilead, Ferring. J. Bonnet reports fees from Galapagos, Celltrion Healthcare and Fresenius Kabi. R. Altwegg declares counselling, boards, transports or fees from Abbvie, Amgen, Biogen, Ferring, Janssen, MSD, Pfizer, Takeda, Tillots. L. Vuitton declares lecture and/or consulting fees from Abbvie, Amgen, Viatrix, MSD, Ferring, Celltrion, Galapagos, Takeda, Pfizer, Janssen, Lilly, Dr Falk pharma. D. Moussata reports lecture and/or consulting fees from Abbvie, Amgen, Galapagos, Janssen, Takeda, Sanofi, Fuji, Cellvizio. A. Bourreille reports lecture and/or consulting fees from AbbVie, Celltrion, Ferring, Galapagos, Janssen, Lilly, MSD, OSE Immunotherapeutics, Pfizer, Takeda, Tillots, Viatrix. A. Biron reports no conflict of interest. C. Gilletta reports lecture and/or consulting fees from Abbvie, Amgen, Celltrion, Galapagos, Janssen, Pfizer and Takeda. M. Fumery has participated in advisory boards and as an educational speaker (personal fees) for AbbVie, Amgen, Biogen, Boehringer Ingelheim, Celgene, Celltrion, CTMA, Ferring, Fresenius, Galapagos, Janssen, MSD, Takeda, Tillots, Pfizer, Sandoz and Viatrix and has received research grants from Fresenius, Janssen and Pfizer. S. Nahon declares lecture and/or consulting fees from Abbvie, Amgen, Viatrix, MSD, Ferring, Celltrion, Galapagos, Takeda, Pfizer, Janssen, Lilly, Ferring, Biogen. S. Nancey reports lecture and/or consulting fees from Abbvie, Amgen, Celltrion, Ferring, Galapagos, Janssen, Lilly, Takeda, Novartis and Pfizer. H. Camara declares no conflict of interest. L. Peyrin-Biroulet reports lecture and/or consulting fees from AbbVie, Adacyte, Alimentiv, Alma Bio Therapeutics, Amgen, Applied Molecular Transport, Arena, Biogen, BMS, Celltrion, CONNECT Biopharm, Cytokine Pharma, Entera, Ferring, Fresenius Kabi, Galapagos, Genentech, Gilead, Gossamer Bio, GSK, HAC-Pharma, IAG Image Analysis, Index Pharmaceuticals, Inotrem, Janssen, Lilly, Medac, Mopac, Morphic, MSD, Norgine, Nordic Pharma, Novartis, OM Pharma, ONO Pharma, OSE Immunotherapeutics, Pandion Therapeutics, ParImmune, Pfizer, Prometheus, Protagonist, Roche, Sanofi, Sandoz,

Takeda, Theravance, Thermo Fisher, Tigenix, Tillots, Viatrix, Vifor, Ysopia, Abivax, Samsung, Ventyx, Roivant and Vectivbio.

Availability of data and materials

The data underlying this article are available in the article and the Supplemental Material.

ORCID iDs

Stephane Nancey  <https://orcid.org/0000-0003-2088-1442>

Laurent Peyrin-Biroulet  <https://orcid.org/0000-0003-2536-6618>

Supplemental material

Supplemental material for this article is available online.

References

1. Torres J, Bonovas S, Doherty G, et al. ECCO guidelines on therapeutics in Crohn's disease: medical treatment. *J Crohn's Colitis* 2020; 14(1): 4–22.
2. Raine T, Bonovas S, Burisch J, et al. ECCO guidelines on therapeutics in ulcerative colitis: medical treatment. *J Crohns Colitis* 2022; 16(1): 2–17.
3. EMA. Humira. European Medicines Agency, <https://www.ema.europa.eu/en/medicines/human/EPAR/humira> (2018, accessed September 23, 2023).
4. EMA. Amgevita. European Medicines Agency, <https://www.ema.europa.eu/en/medicines/human/EPAR/amgevita> (2018, accessed September 23, 2023).
5. EMA. Amsparity. European Medicines Agency, <https://www.ema.europa.eu/en/medicines/human/EPAR/amsparity> (2019, accessed September 23, 2023).
6. EMA. Hukyndra. European Medicines Agency, <https://www.ema.europa.eu/en/medicines/human/EPAR/hukyndra> (2021, accessed September 23, 2023).
7. EMA. Hulio. European Medicines Agency, <https://www.ema.europa.eu/en/medicines/human/EPAR/hulio> (2018, accessed September 23, 2023).
8. EMA. Hyrimoz. European Medicines Agency, <https://www.ema.europa.eu/en/medicines/human/EPAR/hyrimoz> (2018, accessed September 23, 2023).

9. EMA. Idacio. European Medicines Agency, <https://www.ema.europa.eu/en/medicines/human/EPAR/idacio> (2019, accessed September 23, 2023).
10. EMA. Imraldi. European Medicines Agency, <https://www.ema.europa.eu/en/medicines/human/EPAR/imraldi> (2018, accessed September 23, 2023).
11. EMA. Yuflyma. European Medicines Agency, <https://www.ema.europa.eu/en/medicines/human/EPAR/yuflyma> (2020, accessed September 23, 2023).
12. Argollo M, Fiorino G, Gilardi D, et al. Biosimilars of adalimumab in inflammatory bowel disease: are we ready for that? *Curr Pharm Des* 2019; 25(1): 7–12.
13. Fiorino G, Gilardi D, Correale C, et al. Biosimilars of adalimumab: the upcoming challenge in IBD. *Expert Opin Biol Ther* 2019; 19(10): 1023–1030.
14. Casanova MJ, Nantes Ó, Varela P, et al. Real-world outcomes of switching from adalimumab originator to adalimumab biosimilar in patients with inflammatory bowel disease: the ADA-SWITCH study. *Aliment Pharmacol Ther* 2023; 58(1): 60–70.
15. Bouhnik Y, Carbonnel F, Fumery M, et al.; The PERFUSE study: the experience of patients receiving adalimumab biosimilar SB5. *Dig Liver Dis* 2023; 55(12): 1658–1666.
16. Hanauer S, Liedert B, Balsler S, et al. Safety and efficacy of BI 695501 versus adalimumab reference product in patients with advanced Crohn's disease (VOLTAIRE-CD): a multicentre, randomised, double-blind, phase 3 trial. *Lancet Gastroenterol Hepatol* 2021; 6(10): 816–825.
17. Fiorino G, Allocca M and Danese S. Adalimumab biosimilar in inflammatory bowel disease. *Lancet Gastroenterol Hepatol* 2021; 6(10): 775–776.
18. Barbosa CD, Balp MM, Kulich K, et al. A literature review to explore the link between treatment satisfaction and adherence, compliance, and persistence. *Patient Prefer Adherence* 2012; 6: 39–48.
19. Sharma A, Minh Duc NT, Luu Lam Thang T, et al. A consensus-based checklist for reporting of survey studies (CROSS). *J Gen Intern Med* 2021; 36(10): 3179–3187.
20. Allen PB, Lindsay H and Tham TCK. How do patients with inflammatory bowel disease want their biological therapy administered? *BMC Gastroenterol* 2010; 10: 1.
21. Caron B, D'Amico F, Jairath V, et al. Available methods for benefit–risk assessment: lessons for inflammatory bowel disease drugs. *J Crohns Colitis* 2023; 17(1): 137–143.
22. D'Amico F, Vieujean S, Caron B, et al. Risk–benefit of IBD drugs: a physicians and patients survey. *J Clin Med* 2023; 12(9): 3094.
23. Coghlan J, He H and Schwendeman AS. Overview of Humira® biosimilars: current European landscape and future implications. *J Pharm Sci* 2021; 110(4): 1572–1582.
24. Nash P, Vanhoof J, Hall S, et al. Randomized crossover comparison of injection site pain with 40 mg/0.4 or 0.8 mL formulations of adalimumab in patients with rheumatoid arthritis. *Rheumatol Ther* 2016; 3(2): 257–270.
25. Komaki Y, Yamada A, Komaki F, et al. Efficacy, safety and pharmacokinetics of biosimilars of anti-tumor necrosis factor- α agents in rheumatic diseases; a systematic review and meta-analysis. *J Autoimmun* 2017; 79: 4–16.
26. Edwards CJ, Hercogová J, Albrand H, et al. Switching to biosimilars: current perspectives in immune-mediated inflammatory diseases. *Expert Opin Biol Ther* 2019; 19(10): 1001–1014.
27. Tinsley SM, Grande C, Olson K, et al. Potential of biosimilars to increase access to biologics: considerations for advanced practice providers in oncology. *J Adv Pract Oncol* 2018; 9(7): 699–716.

Appendix

Abbreviations

CD	Crohn's disease
CROSS	Consensus-Based Checklist for Reporting of Survey Studies
ECCO	European Crohn's and Colitis Organisation
GETAID	Groupe d'Etude Therapeutique des Affections Inflammatoires du tube Digestif
IBD	inflammatory bowel disease
IQR	interquartile range
SD	standard deviation
UC	ulcerative colitis

Visit Sage journals online
[journals.sagepub.com/
home/tag](https://journals.sagepub.com/home/tag)

 Sage journals